

Name: _____

Exam Style Questions

Reciprocal Graphs



Corbettmaths

Ensure you have: Pencil, pen, ruler, protractor, pair of compasses and eraser

You may use tracing paper if needed

Guidance

1. Read each question carefully before you begin answering it.
2. Don't spend too long on one question.
3. Attempt every question.
4. Check your answers seem right.
5. Always show your workings

Revision for this topic

www.corbettmaths.com/contents

Video 346

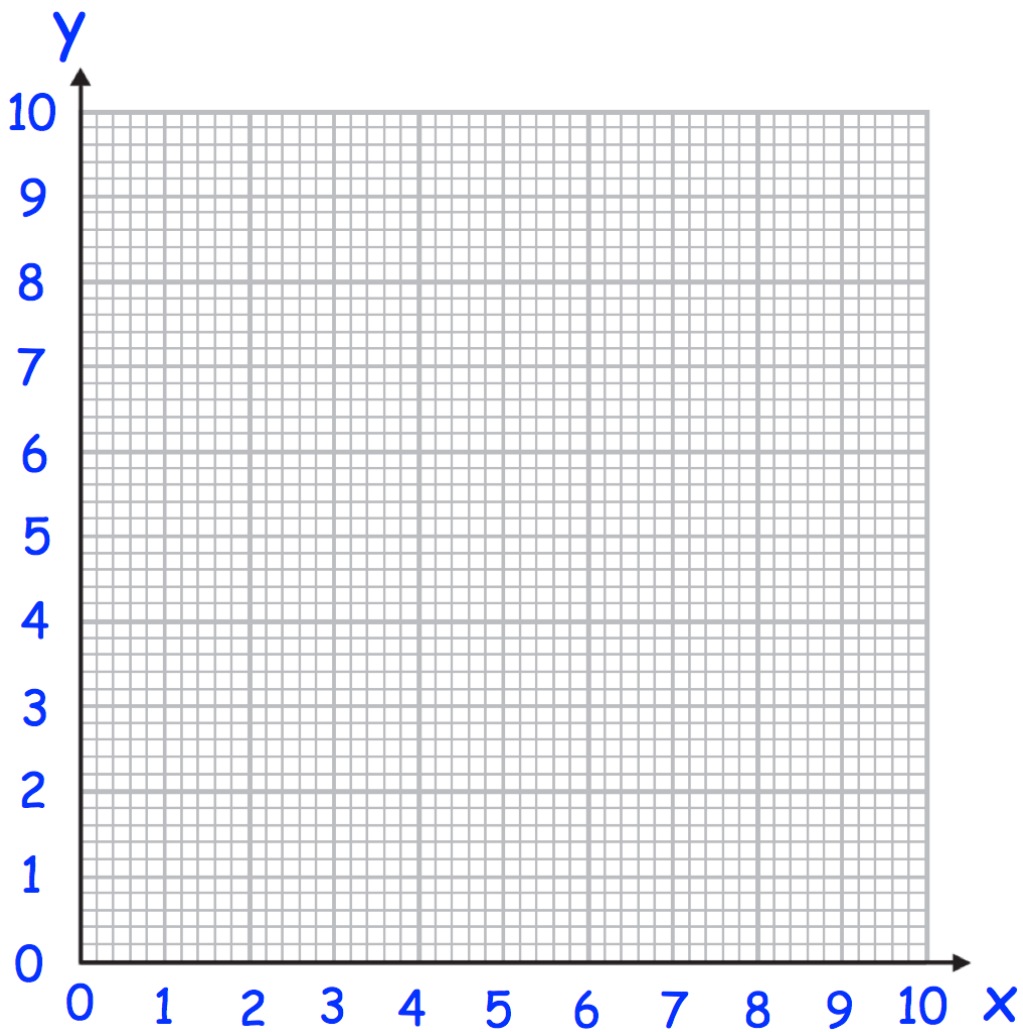


1. (a) Complete the table of value for $y = \frac{4}{x}$

x	0.5	1	2	4	8	10
y						

(2)

- (b) On the grid, draw the graph of $y = \frac{4}{x}$ for $0.25 \leq x \leq 10$



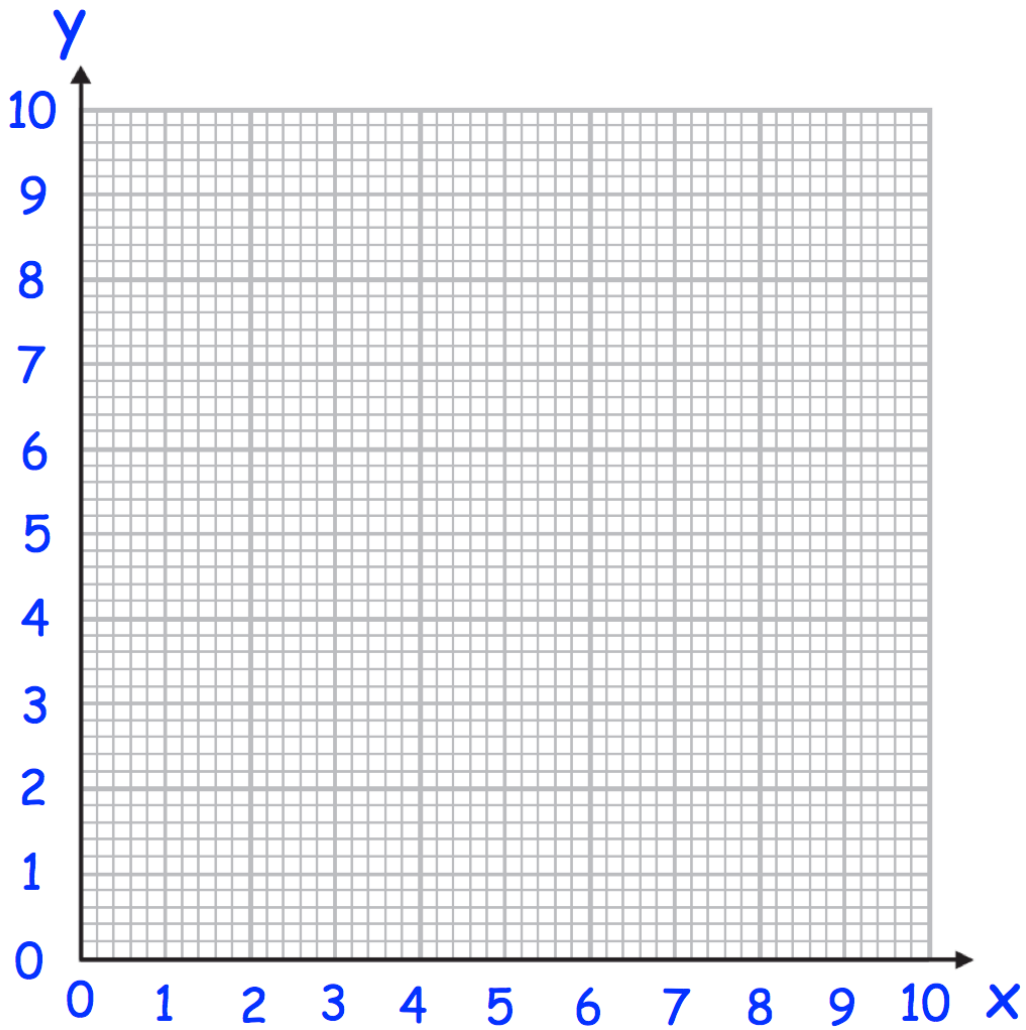
(2)

2. Complete the table of values for $y = \frac{5}{x}$

x	0.5	1	2	4	8	10
y						

(2)

(b) On the grid, draw the graph of $y = \frac{5}{x}$ for $0.5 \leq x \leq 10$



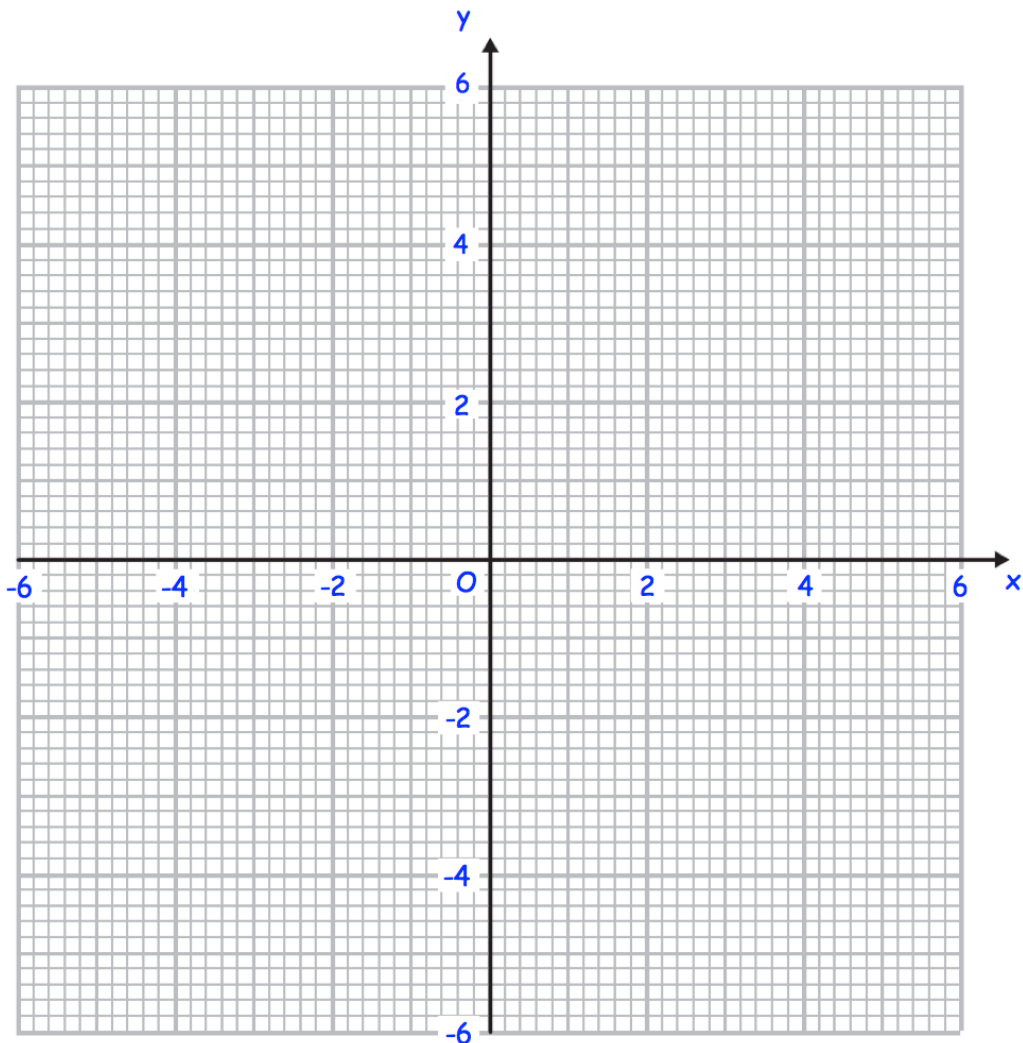
(2)

3. (a) Complete the table of values for $y = \frac{2}{x}$

x	-5	-2	-1	-0.5	0.5	1	2	5
y								

(2)

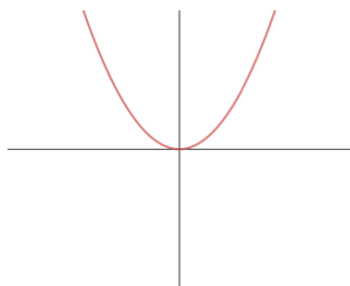
- (b) On the grid, draw the graph of $y = \frac{2}{x}$ for $0.5 \leq x \leq 10$



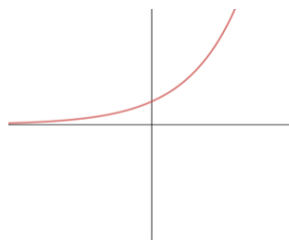
(2)

4. Match each graph to the correct equation

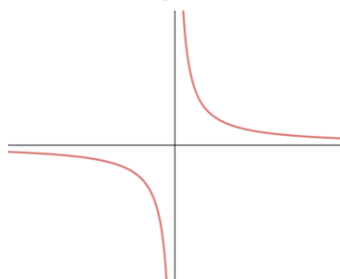
Graph A



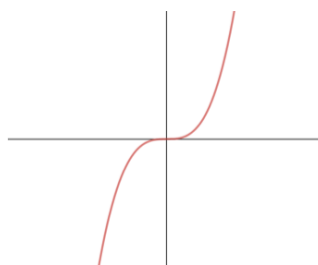
Graph B



Graph C



Graph D



$y = x^2$ is graph **A**

$y = x^3$ is graph

$y = 2^x$ is graph

$y = \frac{1}{x}$ is graph

(2)