

Name: \_\_\_\_\_

Exam Style Questions



**Sequences: Patterns**

Corbettmaths

Ensure you have: Pencil, pen, ruler, protractor, pair of compasses and eraser

You may use tracing paper if needed

### Guidance

1. Read each question carefully before you begin answering it.
2. Don't spend too long on one question.
3. Attempt every question.
4. Check your answers seem right.
5. Always show your workings

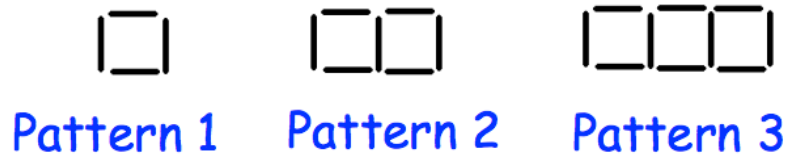
Revision for this topic

[www.corbettmaths.com/contents](http://www.corbettmaths.com/contents)

**Video 290**



1. These patterns are made of sticks



(a) Draw Pattern 4

(1)

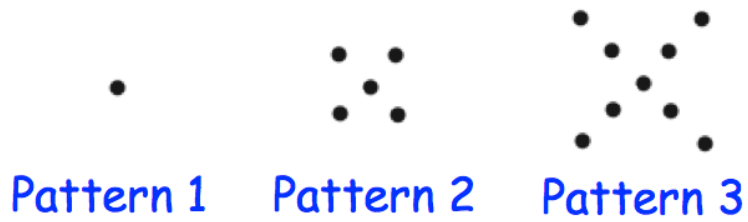
(b) How many sticks will there be in Pattern 10?

.....  
(1)

(c) Which pattern will use 40 sticks?

.....  
(1)

2. Here is a pattern of dots



(a) Continue the pattern to show Pattern 4

(2)

(b) How many dots will there be in Pattern 6?

.....  
(1)

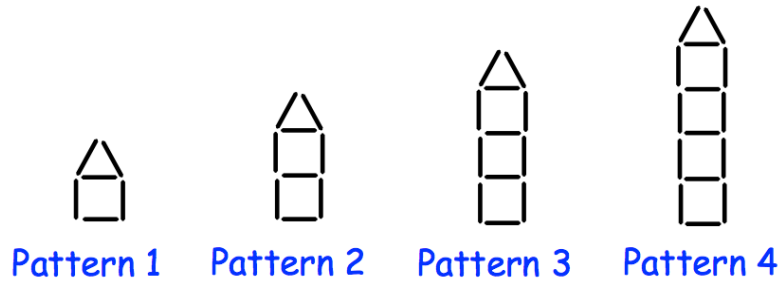
(c) Which pattern will use 77 dots?

.....  
(1)

(d) Explain why there will **not** be a pattern that uses 200 dots.

.....  
.....  
(1)

3. Patterns are made of sticks



(a) Complete the table for Pattern 4.

Pattern Number	1	2	3	4
Number of Sticks	6	9	12	

(1)

(b) Sketch Pattern 5

(1)

(c) Which pattern will have 30 sticks?

.....  
(1)

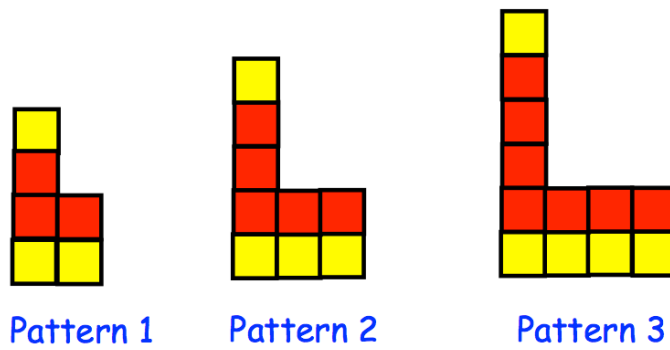
(d) Here is the rule for working out the number of sticks

**Multiply pattern number by 3 and add 3**

How many sticks will be in Pattern 200?

.....  
(1)

4. Here is a pattern of red and yellow squares.



(a) Here is a method for working out the number of red squares in each pattern.

Complete the method for Pattern 20.

Pattern 1	$3 + 2 \times 0 = 3$
Pattern 2	$3 + 2 \times 1 = 5$
Pattern 3	$3 + 2 \times 2 = 7$
Pattern 4	$3 + 2 \times 3 = 9$
⋮	
Pattern 20	$\dots + \dots \times \dots = \dots$

(2)

(b) Which statements below are true?

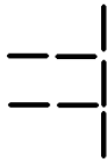
- A** Pattern 10 has 11 yellow squares
- B** The number of red squares is always odd
- C** Every pattern has more red squares than yellow squares
- D** Pattern 5 has 11 red squares

.....  
(2)


5. These patterns are made from sticks.



Pattern 1



Pattern 2



Pattern 3

(a) Draw Pattern 4

(1)

(b) How many sticks will there be in Pattern 5?

.....  
(1)

(c) Write down a rule for continuing the patterns.

.....  
.....  
(1)

(d) Explain why you **cannot** make a pattern with exactly 44 sticks.

.....  
.....  
(1)

6. Dots are used to make a sequence of patterns.  
The first three patterns are shown.



Pattern 1



Pattern 2



Pattern 3

How many dots are needed to make Pattern 6?

.....  
(2)

7. Here are some patterns made from dots.



Pattern 1



Pattern 2



Pattern 3

(a) Complete the table for Pattern 4.

Pattern Number	1	2	3	4
Number of dots	3	5	7	

(1)

Harry wants to find the number of dots in Pattern number 50.

(b) Write down a method he could use.

.....

.....

(1)



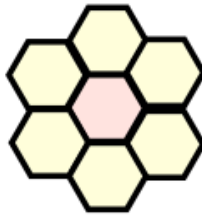
8. Here is a tile.



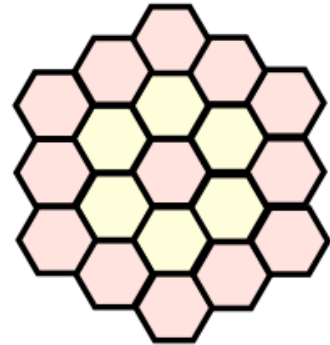
Here is a sequence of patterns made from these tiles.



Pattern 1



Pattern 2



Pattern 3


How many of these tiles are needed to make Pattern number 6?

.....  
(3)


9. Patterns are made from yellow and blue triangles.



Pattern 1



Pattern 2



Pattern 3

(a) How many yellow triangles are there in the  $n$ th pattern?

.....  
(2)

(b) How many blue triangles are there in the  $n$ th pattern?

.....  
(2)

(c) How many triangles, yellow and blue, are there in the 100th pattern?

.....  
(2)