

Name: _____

Exam Style Questions

Types of Triangle



Corbettmaths

Ensure you have: Pencil, pen, ruler, protractor, pair of compasses and eraser

You may use tracing paper if needed

Guidance

1. Read each question carefully before you begin answering it.
2. Don't spend too long on one question.
3. Attempt every question.
4. Check your answers seem right.
5. Always show your workings

Revision for this topic

www.corbettmaths.com/contents

Video 327

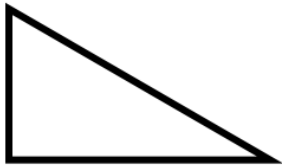


1. Here is a list of names of triangles.

- equilateral triangle
- isosceles triangle
- scalene triangle
- right-angled triangle

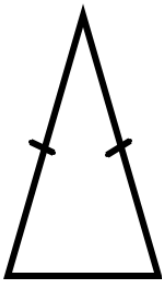
Use the list to label each diagram correctly.

(a)



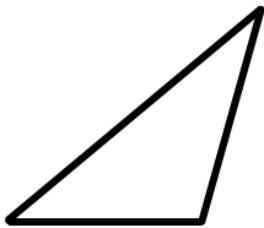
.....(1)

(b)



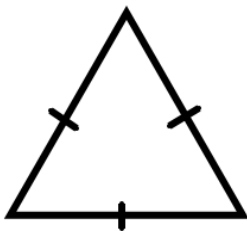
.....(1)

(c)



.....(1)

(d)



.....(1)

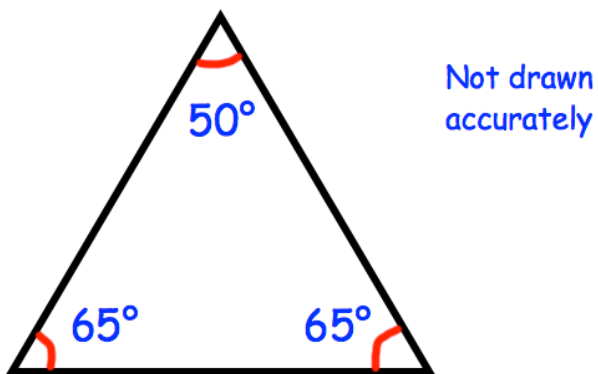
2. Draw a right-angled triangle.

(1)

3. Draw a scalene triangle.

(1)

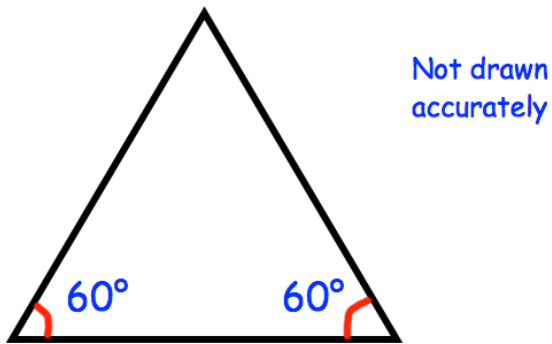
4. Shown below is a triangle.



Write down the type of triangle shown.

.....
(1)

5. Shown below is a triangle.



Richard says the triangle is an isosceles triangle.
Martin says the triangle is a scalene triangle.
Lauren says the triangle is an equilateral triangle.

Who is right? Explain your answer.

Correct person

Reason

.....

.....

.....

(2)

6. Match each triangle to the correct name.




Right-angled triangle



Equilateral triangle



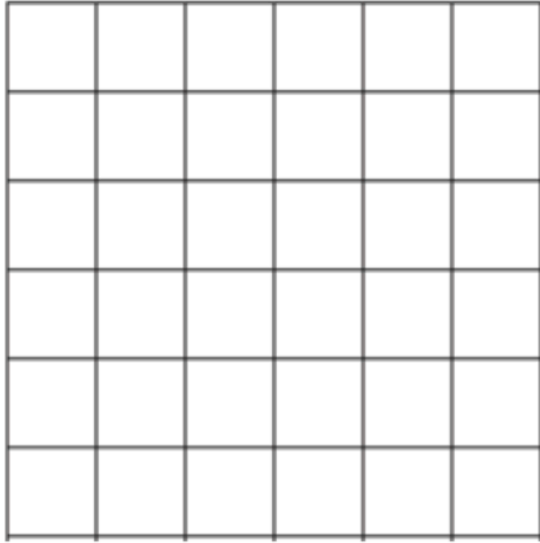
Scalene triangle



Isosceles triangle

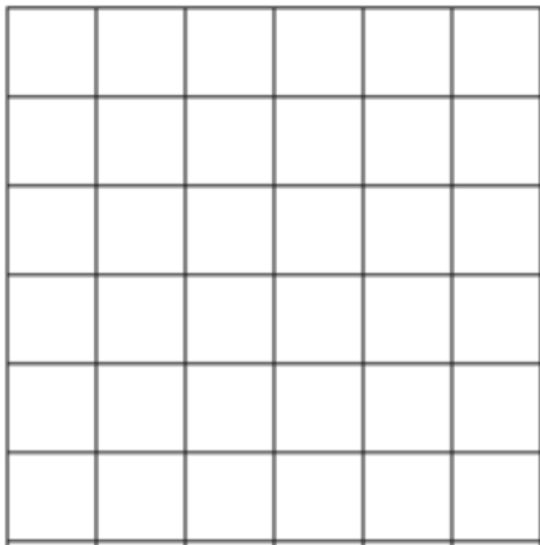
(2)

7.



(a) On the grid above, draw a right angle triangle.

(1)



(b) On the grid above, draw an isosceles triangle.

(1)

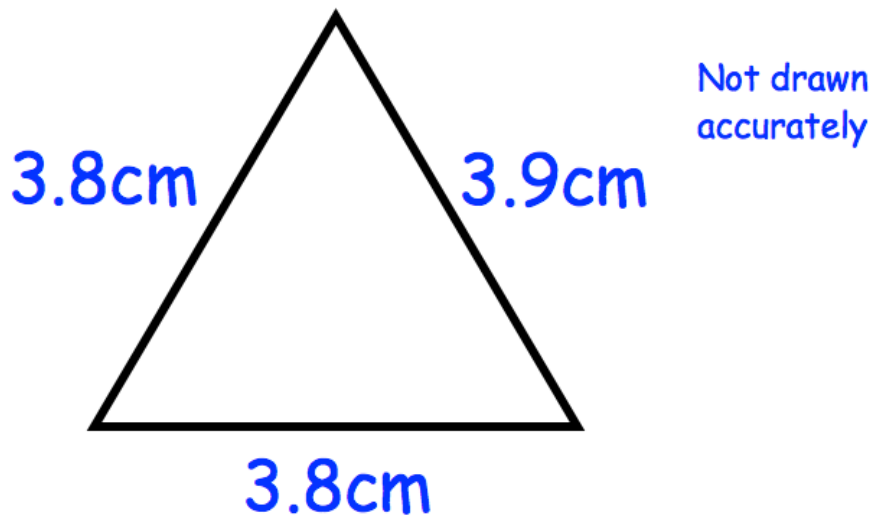
8.



On the isometric grid above, draw an equilateral triangle.

(1)

9. Shown below is a triangle.



(a) Write down the type of triangle shown.

.....
(1)

(b) Work out the perimeter of the triangle.

.....
(1)

10. Make an accurate drawing of an equilateral triangle of side length 6cm.

(2)