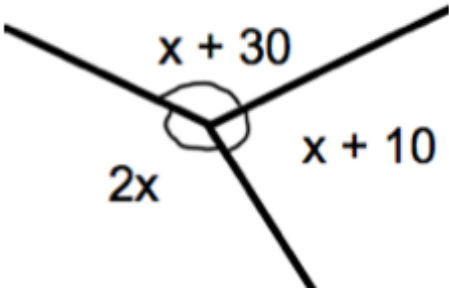
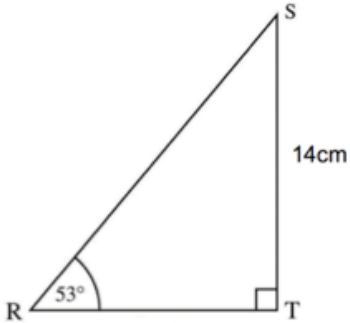
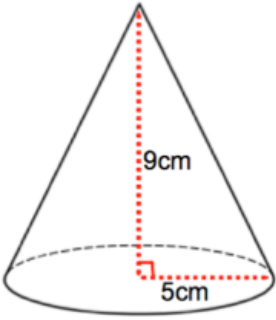


Name: \_\_\_\_\_

July 12	5-a-day	Higher
	Find the size of each angle.	
Factorise fully. $36a^2 - 4y^2$		
	Find the length of RS.	
	A cube has the same volume as the cone shown. Find the side length of the cube.	
Simplify $\sqrt{200}$	Work out $\sqrt{200} + \sqrt{50}$	