

Name: _____

Exam Style Questions

Parallel Lines
Perpendicular Lines



Corbettmaths

Ensure you have: Pencil, pen, ruler, protractor, pair of compasses and eraser

You may use tracing paper if needed

Guidance

1. Read each question carefully before you begin answering it.
2. Don't spend too long on one question.
3. Attempt every question.
4. Check your answers seem right.
5. Always show your workings

Revision for this topic

Secondary

Video 231

Video 232

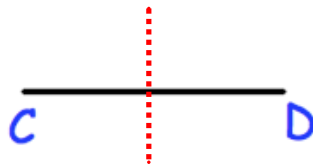


1. (a) Draw a line parallel to the line AB.



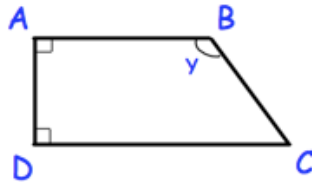
(1)

- (b) Draw a line perpendicular to the line CD.



(1)

-
2. ABCD is a trapezium.



Fill in the spaces from the list of words below.

obtuse perpendicular acute parallel reflex

- (a) AB is *perpendicular* to AD.

(1)

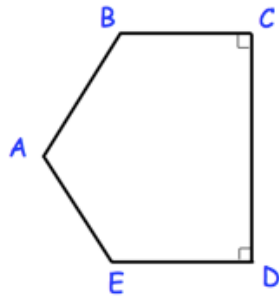
- (b) DC is *parallel* to AB.

(1)

- (c) Angle y is an *obtuse* angle.

(1)

3.



(a) What is the mathematical name given to ABCDE?

pentagon

(1)

(b) Which line is parallel to ED?

BC

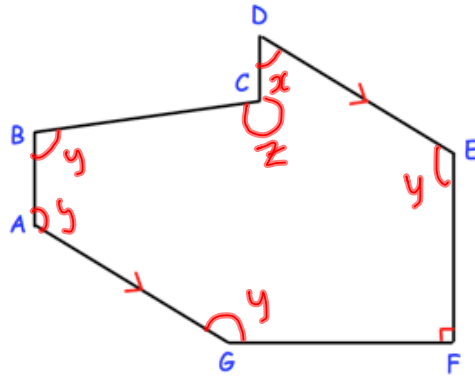
(1)

(c) Which line is perpendicular to ED?

CD

(1)

4. The diagram below shows a shape ABCDEFG.



- (a) What is the mathematical name given to ABCDEFG?

heptagon
(1)

- (b) Mark, with an x, an acute angle.

(1)

- (c) Mark, with an y, an obtuse angle.

any One

(1)

- (d) Mark, with an z, a reflex angle.

(1)

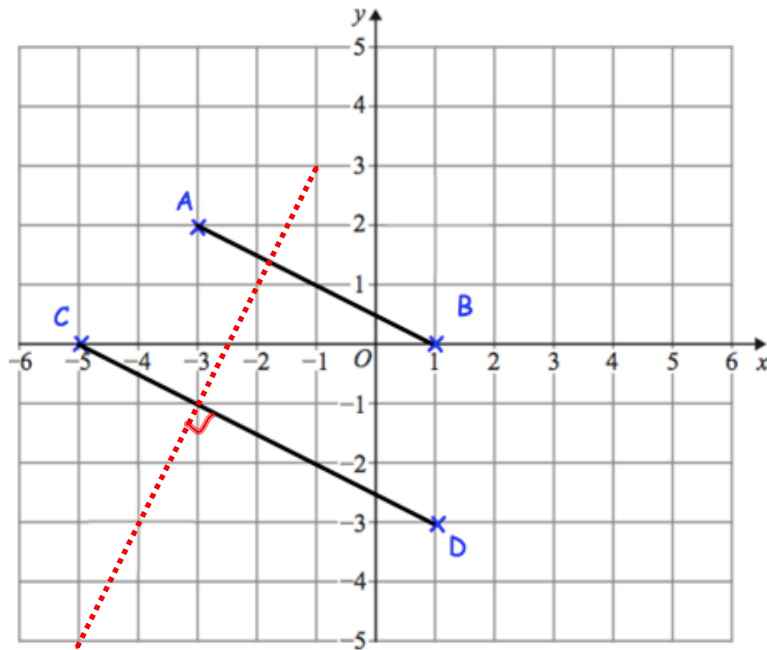
- (e) Which line is parallel to AG?

DE
(1)

- (f) Which line is perpendicular to EF?

FG/GF
(1)

5. Lines AB and CD are shown on the grid below.



- (a) Which word below describes the lines AB and CD?

perpendicular regular reciprocal parallel

parallel
.....
(1)

- (b) Draw a line that is perpendicular to the line CD.

(1)