


20th July



Corbettmaths

Create a tally chart and draw a bar chart for this information:

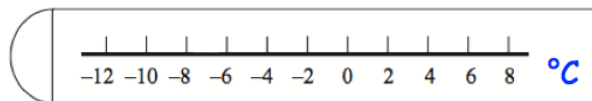
Red Green Red Blue White
 Red Red Blue White Red Blue
 White Green Blue Red Red
 White Red Blue Red White



The temperature on Monday was 3°C

On Tuesday it was 10°C colder.

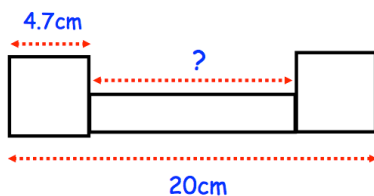
Show this temperature on the thermometer.



Arrange these lengths in order from shortest to longest.

30 centimetres
 800 metres
 0.5 kilometres
 99 millimetres

Two identical squares and a rectangle are drawn below.



Find the length of the rectangle.