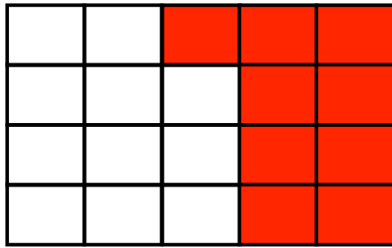


10th June



Corbettmaths



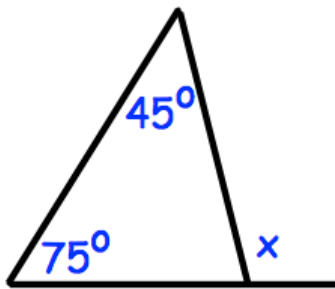
What percentage of the shape is shaded?

7 4 3 8 12 8 7 1 5 7 7

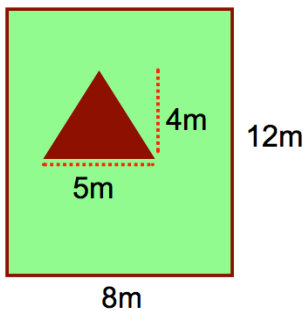
Find the median

Find the mode

Find the range



Find x



The garden has a triangular vegetable patch and the rest of the garden is grass. Calculate the area of the garden that is grass.

Factorise

$15y + 20$