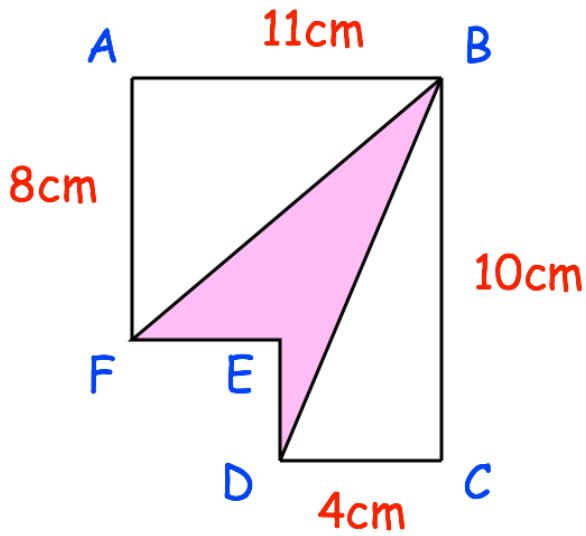


12th June

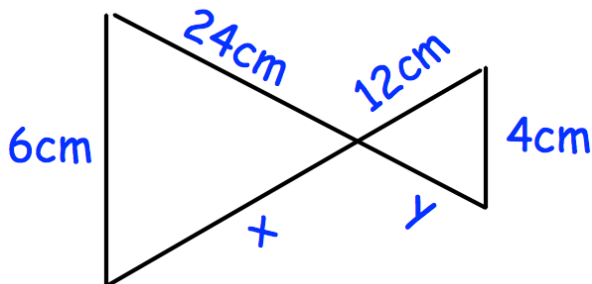


Corbettmaths



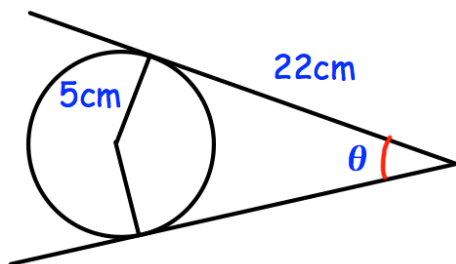
Find the area of shape BDEF

Find the perimeter of shape BDEF



Find x and y.

Find the size of the angle shown.



Line 1 has equation  $y = 4x - 1$   
 Line 2 has equation  $2y - 8x + 7 = 0$

Show these lines are parallel