

6th September




Corbettmaths

The ages of 15 rugby players are:

23 26 30 29 30

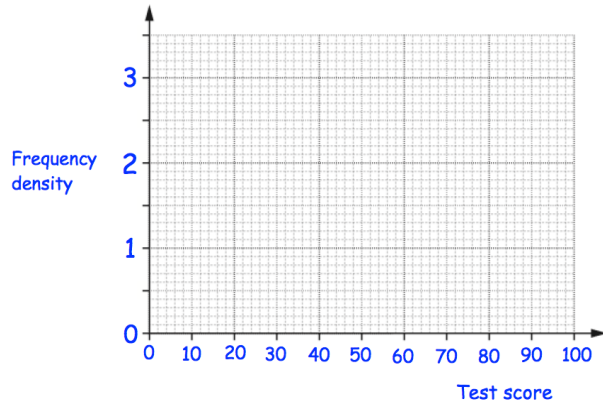
29 26 25 22 23

31 33 19 27 26

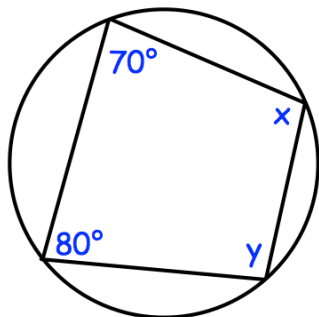


Draw a box plot to show this information

Test score, x	Frequency
$0 < x \leq 30$	15
$30 < x \leq 40$	22
$40 < x \leq 50$	28
$50 < x \leq 70$	30
$70 < x \leq 100$	9



Draw a histogram for this data.



Find x and y

w is inversely proportional to c squared.

When $w = 400$, $c = 2$.

Find w when $c = 4$.