


10th June



Corbettmaths



What percentage of the shape is shaded?

$$\frac{9}{20} = 45\%$$

7 4 3 8 12 8 7 1 5 7 7

Find the mode

7

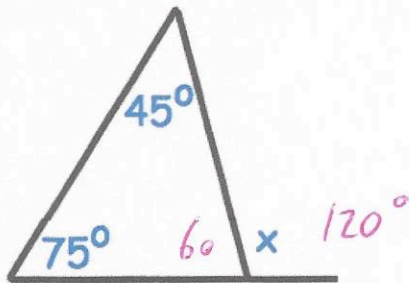
Find the range

$$12 - 1 = 11$$

Find the median

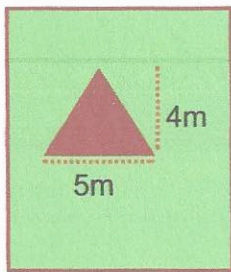
~~7~~ ~~3~~ ~~4~~ ~~8~~ ~~12~~ ~~7~~ ~~7~~ ~~1~~ ~~5~~ ~~7~~ ~~7~~

7



Find x

120°



12m

8m

$$\frac{1}{2}(5 \times 4) = 10$$

$$8 \times 12 = 96$$

The garden has a triangular vegetable patch and the rest of the garden is grass. Calculate the area of the garden that is grass.

86 m<sup>2</sup>

Factorise

$$15y + 20$$

$$5(3y + 4)$$