
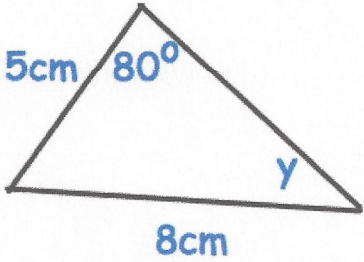



13th March		 Corbettmaths													
Work out 5^{-3}	$\frac{1}{125}$	Work out $36^{\frac{1}{2}}$	6												
Fred wants to draw a histogram <table border="1" data-bbox="161 622 429 898"> <thead> <tr> <th>Weight, w kg</th> <th>Animals</th> </tr> </thead> <tbody> <tr> <td>$2.0 \leq w < 3.0$</td> <td>13</td> </tr> <tr> <td>$3.0 \leq w < 3.5$</td> <td>8</td> </tr> <tr> <td>$3.5 \leq w < 4.0$</td> <td>12</td> </tr> <tr> <td>$4.0 \leq w < 6.0$</td> <td>20</td> </tr> <tr> <td>$6.0 \leq w < 6.5$</td> <td>3</td> </tr> </tbody> </table>	Weight, w kg	Animals	$2.0 \leq w < 3.0$	13	$3.0 \leq w < 3.5$	8	$3.5 \leq w < 4.0$	12	$4.0 \leq w < 6.0$	20	$6.0 \leq w < 6.5$	3	fd 13 16 24 10 6	Calculate the frequency densities	
Weight, w kg	Animals														
$2.0 \leq w < 3.0$	13														
$3.0 \leq w < 3.5$	8														
$3.5 \leq w < 4.0$	12														
$4.0 \leq w < 6.0$	20														
$6.0 \leq w < 6.5$	3														
Calculate the volume of a sphere with radius 4cm $V = \frac{4}{3} \times \pi \times r^3$ $= \frac{4}{3} \times \pi \times 4^3$			$268.0825... \text{ cm}^3$ $268.08 \text{ cm}^3 \text{ to 2dp}$												
		Calculate the size of angle y $\frac{\sin y}{5} = \frac{\sin 80}{8}$ $\sin y = 5 \times \left(\frac{\sin 80}{8} \right)$ $y = 37.99^\circ$													
Find the area of the rectangle $9\sqrt{2} \text{ cm}$  $2\sqrt{2} \text{ cm}$			$9\sqrt{2} \times 2\sqrt{2}$ $= 18\sqrt{4}$ $= 36 \text{ cm}^2$												