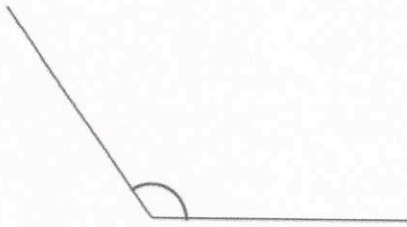


15th March



Corbettmaths



What type of angle is shown?

Obtuse

Work out $91 + 35$

126

Work out $830 - 318$

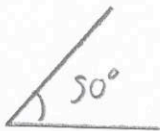

512

Work out 14×18

252

Work out $444 \div 6$

74

Draw an angle of 50° Draw an angle of 110° 

Write down the first 5 square numbers

1 4 9 16 25

Write down the first 5 prime numbers

2 3 5 7 11