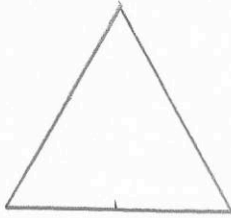


8th March


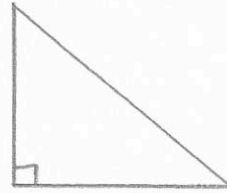


Corbettmaths

Sketch an isosceles triangle



Sketch a right angled triangle



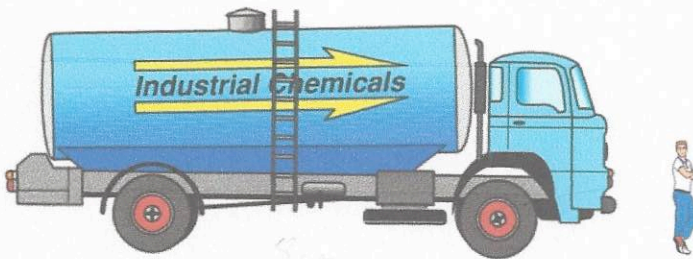
What fraction of this grid is shaded?

$$\frac{4}{6} = \frac{2}{3}$$



Write down the largest **even** number you can using all four cards

8714



The scale diagram shows a man and a lorry.

The man is 6 feet tall.

Estimate the length of the lorry in feet.

$$5 \times 6 = 30 \text{ feet}$$