
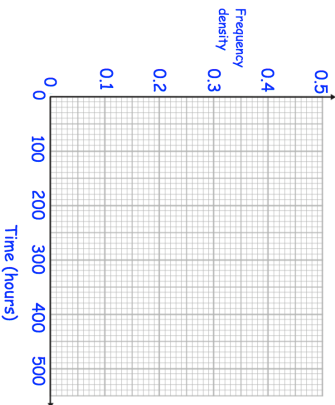


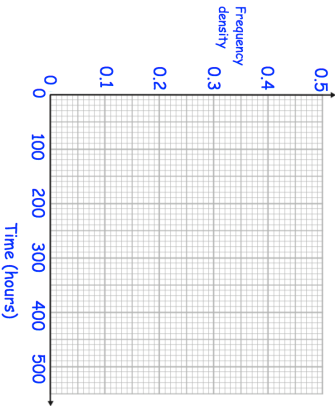



15th April		 Corbettmaths												
A dice is rolled 4 times.														
What is the probability of getting a number under 3, all 4 times?														
Factorise $2x^2 + 5x + 2$														
<table border="1"> <thead> <tr> <th>Time (t hours)</th> <th>Frequency</th> </tr> </thead> <tbody> <tr> <td>$0 < t \leq 100$</td> <td>24</td> </tr> <tr> <td>$100 < t \leq 150$</td> <td>21</td> </tr> <tr> <td>$150 < t \leq 200$</td> <td>17</td> </tr> <tr> <td>$200 < t \leq 350$</td> <td>24</td> </tr> <tr> <td>$350 < t \leq 500$</td> <td>9</td> </tr> </tbody> </table>	Time (t hours)	Frequency	$0 < t \leq 100$	24	$100 < t \leq 150$	21	$150 < t \leq 200$	17	$200 < t \leq 350$	24	$350 < t \leq 500$	9		
Time (t hours)	Frequency													
$0 < t \leq 100$	24													
$100 < t \leq 150$	21													
$150 < t \leq 200$	17													
$200 < t \leq 350$	24													
$350 < t \leq 500$	9													
Draw a histogram to show this information.														
A biased coin is flipped twice.														
														
The probability of the coin landing on tails is 0.8														
		What is the probability of the coin landing on heads twice?												

15th April		 Corbettmaths												
A dice is rolled 4 times.														
What is the probability of getting a number under 3, all 4 times?														
Factorise $2x^2 + 5x + 2$														
<table border="1"> <thead> <tr> <th>Time (t hours)</th> <th>Frequency</th> </tr> </thead> <tbody> <tr> <td>$0 < t \leq 100$</td> <td>24</td> </tr> <tr> <td>$100 < t \leq 150$</td> <td>21</td> </tr> <tr> <td>$150 < t \leq 200$</td> <td>17</td> </tr> <tr> <td>$200 < t \leq 350$</td> <td>24</td> </tr> <tr> <td>$350 < t \leq 500$</td> <td>9</td> </tr> </tbody> </table>	Time (t hours)	Frequency	$0 < t \leq 100$	24	$100 < t \leq 150$	21	$150 < t \leq 200$	17	$200 < t \leq 350$	24	$350 < t \leq 500$	9		
Time (t hours)	Frequency													
$0 < t \leq 100$	24													
$100 < t \leq 150$	21													
$150 < t \leq 200$	17													
$200 < t \leq 350$	24													
$350 < t \leq 500$	9													
Draw a histogram to show this information.														
A biased coin is flipped twice.														
														
The probability of the coin landing on tails is 0.8														
		What is the probability of the coin landing on heads twice?												