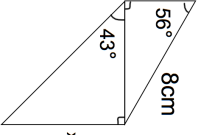
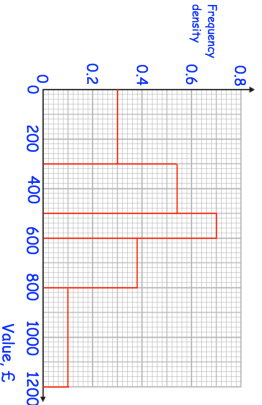
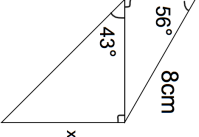
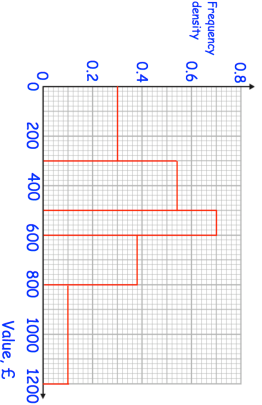


4th April														
Work out	Work out	Corbettmaths												
$5y^\circ$	$(5y)^\circ$													
Solve														
$x^2 - x = 42$														
	Find x													
	Use the histogram to complete the frequency table.													
	<table border="1"> <thead> <tr> <th>Values, v</th> <th>Frequency</th> </tr> </thead> <tbody> <tr> <td>$0 < v \leq 300$</td> <td></td> </tr> <tr> <td>$300 < v \leq 500$</td> <td></td> </tr> <tr> <td>$500 < v \leq 600$</td> <td></td> </tr> <tr> <td>$600 < v \leq 800$</td> <td></td> </tr> <tr> <td>$800 < v \leq 1200$</td> <td></td> </tr> </tbody> </table>	Values, v	Frequency	$0 < v \leq 300$		$300 < v \leq 500$		$500 < v \leq 600$		$600 < v \leq 800$		$800 < v \leq 1200$		
Values, v	Frequency													
$0 < v \leq 300$														
$300 < v \leq 500$														
$500 < v \leq 600$														
$600 < v \leq 800$														
$800 < v \leq 1200$														

4th April														
Work out	Work out	Corbettmaths												
$5y^\circ$	$(5y)^\circ$													
Solve														
$x^2 - x = 42$														
	Find x													
	Use the histogram to complete the frequency table.													
	<table border="1"> <thead> <tr> <th>Values, v</th> <th>Frequency</th> </tr> </thead> <tbody> <tr> <td>$0 < v \leq 300$</td> <td></td> </tr> <tr> <td>$300 < v \leq 500$</td> <td></td> </tr> <tr> <td>$500 < v \leq 600$</td> <td></td> </tr> <tr> <td>$600 < v \leq 800$</td> <td></td> </tr> <tr> <td>$800 < v \leq 1200$</td> <td></td> </tr> </tbody> </table>	Values, v	Frequency	$0 < v \leq 300$		$300 < v \leq 500$		$500 < v \leq 600$		$600 < v \leq 800$		$800 < v \leq 1200$		
Values, v	Frequency													
$0 < v \leq 300$														
$300 < v \leq 500$														
$500 < v \leq 600$														
$600 < v \leq 800$														
$800 < v \leq 1200$														