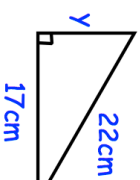

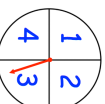


10th February

Find y .Draw $x + y = 3$ and draw $y = x + 1$.

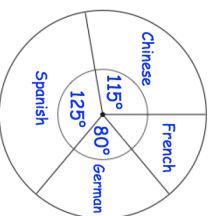
Write down the coordinates of where the two graphs intersect.



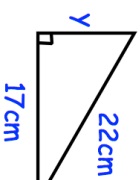
The probability of landing on a 2 is 0.25
 The probability of landing on a 4 is 0.15
 The probability of landing on a 1 is
 double the probability of a 3.

The spinner is spun 500 times.
 Calculate the number of times you
 would expect it to land on 3

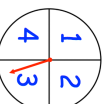
The pie chart shows information about the
 languages studied in a school.
 There are 648 students in the school.
 Each student studies one language.
 How many more students study Chinese
 than French?



10th February

Find y .Draw $x + y = 3$ and draw $y = x + 1$.

Write down the coordinates of where the two graphs intersect.



The probability of landing on a 2 is 0.25
 The probability of landing on a 4 is 0.15
 The probability of landing on a 1 is
 double the probability of a 3.

The spinner is spun 500 times.
 Calculate the number of times you
 would expect it to land on 3

The pie chart shows information about the
 languages studied in a school.
 There are 648 students in the school.
 Each student studies one language.
 How many more students study Chinese
 than French?

