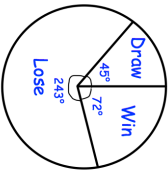
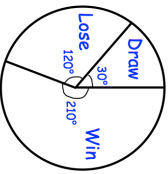
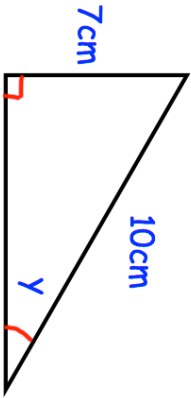
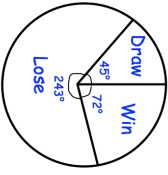
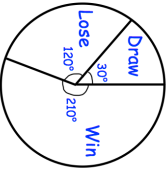
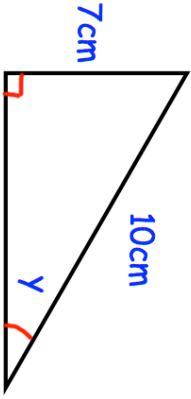


28th February		Corbettmaths
Solve	$y^2 - 49 = 0$	Solve
		$y^2 + 3y - 10 = 0$
<p>Andre</p>  <p>Pete</p> 	The pie charts show information about the results of chess matches that two players have played in over the course of a year.	
Andre drew 5 matches. How many matches did Andre win?	Edward says "the pie charts show that Pete won more matches than Andre." Is Edward correct? You must explain your answer.	
	Find the size of angle y .	
1.6 has been truncated to one decimal place.		
Write down an inequality to show the range of possible actual values.		

28th February		Corbettmaths
Solve	$y^2 - 49 = 0$	Solve
		$y^2 + 3y - 10 = 0$
<p>Andre</p>  <p>Pete</p> 	The pie charts show information about the results of chess matches that two players have played in over the course of a year.	
Andre drew 5 matches. How many matches did Andre win?	Edward says "the pie charts show that Pete won more matches than Andre." Is Edward correct? You must explain your answer.	
	Find the size of angle y .	
1.6 has been truncated to one decimal place.		
Write down an inequality to show the range of possible actual values.		