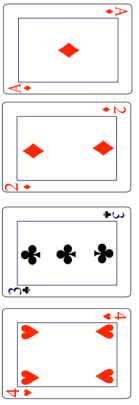
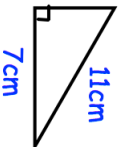
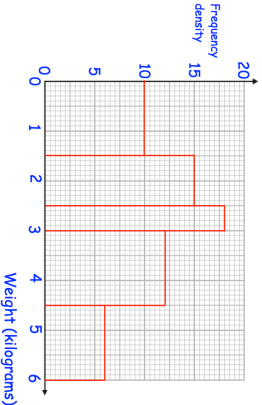
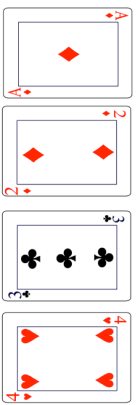
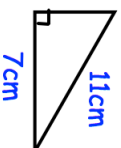
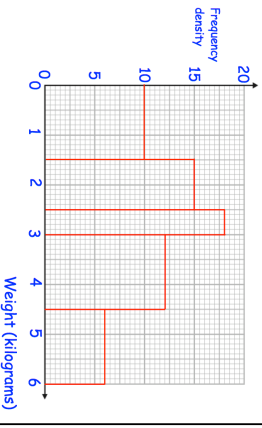


<p>19th February</p> 	<p>Corbettmaths</p> <p>Sophie selects a card at random, then replaces it. She then selects another. What is the probability she selects two red cards?</p>												
<p>The triangle below is enlarged by scale factor 3.</p> 	<p>Find the area of the enlarged triangle.</p>												
<p>Hollie invests some money at 5% interest per annum.</p> <p>How many years will it take until she has double her initial amount?</p>													
	<p>Use the histogram to complete the frequency table.</p> <table border="1" data-bbox="316 571 539 974"> <thead> <tr> <th>Weight, w</th> <th>Frequency</th> </tr> </thead> <tbody> <tr> <td>$0 < w \leq 1.5$</td> <td></td> </tr> <tr> <td>$1.5 < w \leq 2.5$</td> <td></td> </tr> <tr> <td>$2.5 < w \leq 3$</td> <td></td> </tr> <tr> <td>$3 < w \leq 4.5$</td> <td></td> </tr> <tr> <td>$4.5 < w \leq 6$</td> <td></td> </tr> </tbody> </table>	Weight, w	Frequency	$0 < w \leq 1.5$		$1.5 < w \leq 2.5$		$2.5 < w \leq 3$		$3 < w \leq 4.5$		$4.5 < w \leq 6$	
Weight, w	Frequency												
$0 < w \leq 1.5$													
$1.5 < w \leq 2.5$													
$2.5 < w \leq 3$													
$3 < w \leq 4.5$													
$4.5 < w \leq 6$													

<p>19th February</p> 	<p>Corbettmaths</p> <p>Sophie selects a card at random, then replaces it. She then selects another. What is the probability she selects two red cards?</p>												
<p>The triangle below is enlarged by scale factor 3.</p> 	<p>Find the area of the enlarged triangle.</p>												
<p>Hollie invests some money at 5% interest per annum.</p> <p>How many years will it take until she has double her initial amount?</p>													
	<p>Use the histogram to complete the frequency table.</p> <table border="1" data-bbox="316 1247 539 2063"> <thead> <tr> <th>Weight, w</th> <th>Frequency</th> </tr> </thead> <tbody> <tr> <td>$0 < w \leq 1.5$</td> <td></td> </tr> <tr> <td>$1.5 < w \leq 2.5$</td> <td></td> </tr> <tr> <td>$2.5 < w \leq 3$</td> <td></td> </tr> <tr> <td>$3 < w \leq 4.5$</td> <td></td> </tr> <tr> <td>$4.5 < w \leq 6$</td> <td></td> </tr> </tbody> </table>	Weight, w	Frequency	$0 < w \leq 1.5$		$1.5 < w \leq 2.5$		$2.5 < w \leq 3$		$3 < w \leq 4.5$		$4.5 < w \leq 6$	
Weight, w	Frequency												
$0 < w \leq 1.5$													
$1.5 < w \leq 2.5$													
$2.5 < w \leq 3$													
$3 < w \leq 4.5$													
$4.5 < w \leq 6$													