



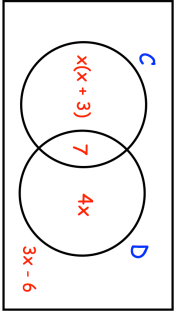




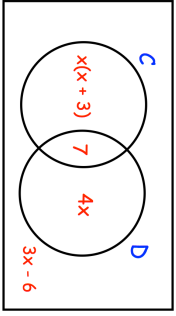


25th February	 Corbettmaths
Write 1.035353535... as a fraction	
Prove the sum of two consecutive odd numbers is even.	
<div style="display: flex; justify-content: space-around; align-items: center;"> <div style="text-align: center;">  <p>Pattern 1</p> </div> <div style="text-align: center;">  <p>Pattern 2</p> </div> <div style="text-align: center;">  <p>Pattern 3</p> </div> </div>	How many of these tiles are needed to make Pattern number 10?
The Venn diagram shows information about the pets owned by 40 students $\xi = 40$ students $C =$ students who own a cat $D =$ students who own a dog	
A student is chosen at random. They own a cat. Work out the probability that they own a dog.	

25th February	 Corbettmaths
Write 1.035353535... as a fraction	
Prove the sum of two consecutive odd numbers is even.	
<div style="display: flex; justify-content: space-around; align-items: center;"> <div style="text-align: center;">  <p>Pattern 1</p> </div> <div style="text-align: center;">  <p>Pattern 2</p> </div> <div style="text-align: center;">  <p>Pattern 3</p> </div> </div>	How many of these tiles are needed to make Pattern number 10?
The Venn diagram shows information about the pets owned by 40 students $\xi = 40$ students $C =$ students who own a cat $D =$ students who own a dog	
A student is chosen at random. They own a cat. Work out the probability that they own a dog.	