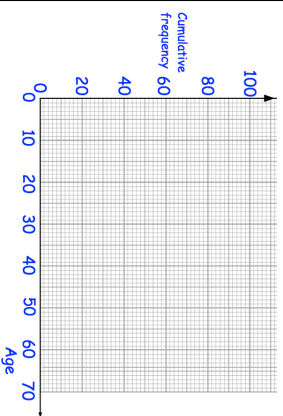


**22nd January**

Calculate the distance between (3, 8) and (5, 0).



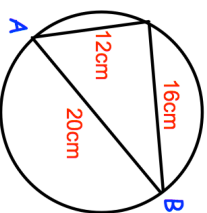
Age, $x$ years	Frequency	Cumulative frequency
$20 < x \leq 30$	12	
$30 < x \leq 40$	30	
$40 < x \leq 50$	28	
$50 < x \leq 60$	22	
$60 < x \leq 70$	8	



(a) Complete the cumulative frequency column in the table.

(b) Draw a cumulative frequency graph for this information.

Is AB the diameter of the circle? Explain your answer



Evaluate

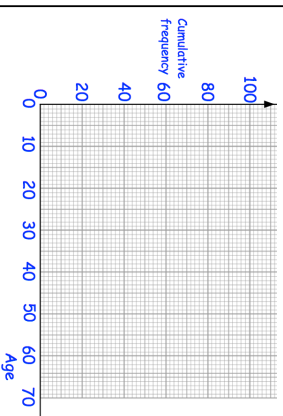
$$1000 \frac{1}{3}$$

**22nd January**

Calculate the distance between (3, 8) and (5, 0).



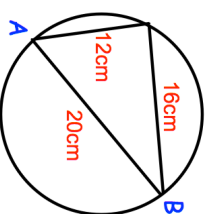
Age, $x$ years	Frequency	Cumulative frequency
$20 < x \leq 30$	12	
$30 < x \leq 40$	30	
$40 < x \leq 50$	28	
$50 < x \leq 60$	22	
$60 < x \leq 70$	8	



(a) Complete the cumulative frequency column in the table.

(b) Draw a cumulative frequency graph for this information.

Is AB the diameter of the circle? Explain your answer



Evaluate

$$1000 \frac{1}{3}$$