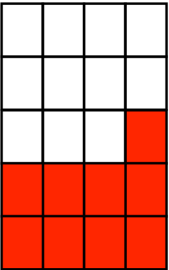
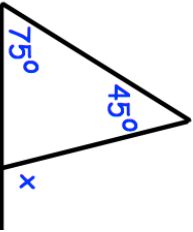
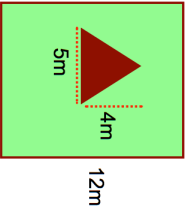
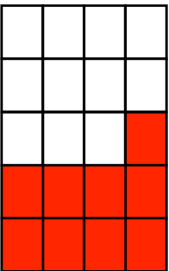
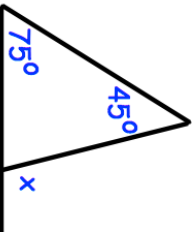
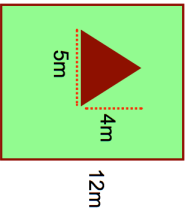


10th June		Corbettmaths
	What percentage of the shape is shaded?	
7 4 3 8 12 8 7 1 5 7 7	Find the median	
Find the mode		
Find the range		
	Find x	
	The garden has a triangular vegetable patch and the rest of the garden is grass. Calculate the area of the garden that is grass.	
Factorise		
$15y + 20$		

10th June		Corbettmaths
	What percentage of the shape is shaded?	
7 4 3 8 12 8 7 1 5 7 7	Find the median	
Find the mode		
Find the range		
	Find x	
	The garden has a triangular vegetable patch and the rest of the garden is grass. Calculate the area of the garden that is grass.	
Factorise		
$15y + 20$		