
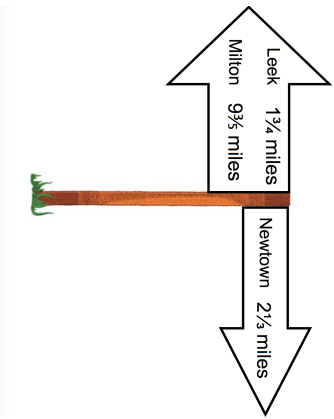
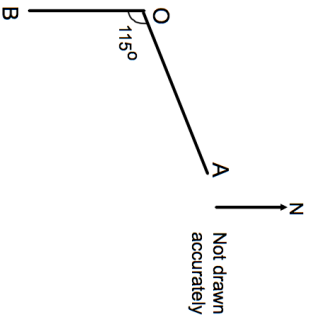


Name: _____

5-a-day


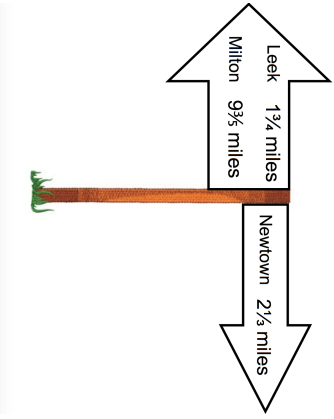
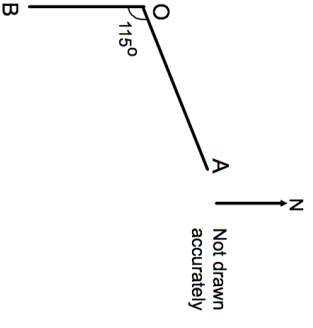
Foundation Plus

| | | | |
|----------------------------------------------------------------------------------------------------|--|--------------------------------------------------------------------------------------------------|--|
| 6th May | | Corbettmaths  | |
|  | | Work out the distance from Leek to Milton | |
| | | Work out the distance from Newtown to Milton | |
|  | | Gregory walks towards A. On what bearing does he walk? | |
| Gregory is at O and there are two roads, one towards A and another towards B. B is due South of O. | | Joshua is at A and walks towards Gregory. On what bearing does he walk? | |
| Calculate the force if the pressure is 300N/m^2 and the area is 6m^2 | | | |

Name: _____

5-a-day

Foundation Plus

| | | | |
|----------------------------------------------------------------------------------------------------|--|----------------------------------------------------------------------------------------------------|--|
| 6th May | | Corbettmaths  | |
|  | | Work out the distance from Leek to Milton | |
| | | Work out the distance from Newtown to Milton | |
|  | | Gregory walks towards A. On what bearing does he walk? | |
| Gregory is at O and there are two roads, one towards A and another towards B. B is due South of O. | | Joshua is at A and walks towards Gregory. On what bearing does he walk? | |
| Calculate the force if the pressure is 300N/m^2 and the area is 6m^2 | | | |