
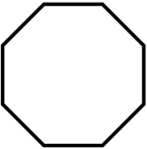
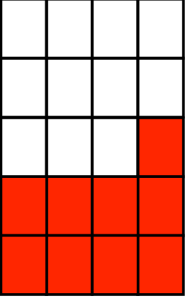

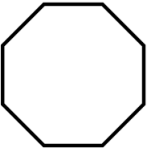
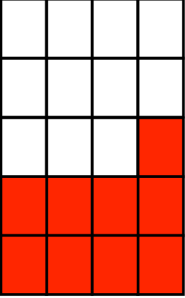


<b>25th May</b> 																							
																							
Name this shape _____																							
		What fraction of the shape is shaded?																					
4 6 7 10 13 17 21 23 25 From the list write down the prime numbers	From the list write down the square numbers																						
<table border="1"> <thead> <tr> <th>City</th> <th>Minimum °C</th> <th>Maximum °C</th> </tr> </thead> <tbody> <tr> <td>New York</td> <td>0°C</td> <td>10°C</td> </tr> <tr> <td>Los Angeles</td> <td>8°C</td> <td>18°C</td> </tr> <tr> <td>Chicago</td> <td>-4°C</td> <td>8°C</td> </tr> <tr> <td>Houston</td> <td>11°C</td> <td>20°C</td> </tr> <tr> <td>Boston</td> <td>-2°C</td> <td>13°C</td> </tr> <tr> <td>Anchorage</td> <td>-12°C</td> <td>-5°C</td> </tr> </tbody> </table>		City	Minimum °C	Maximum °C	New York	0°C	10°C	Los Angeles	8°C	18°C	Chicago	-4°C	8°C	Houston	11°C	20°C	Boston	-2°C	13°C	Anchorage	-12°C	-5°C	Which city record the lowest <b>minimum</b> temperature?
City	Minimum °C	Maximum °C																					
New York	0°C	10°C																					
Los Angeles	8°C	18°C																					
Chicago	-4°C	8°C																					
Houston	11°C	20°C																					
Boston	-2°C	13°C																					
Anchorage	-12°C	-5°C																					
The table shows the minimum and maximum daily temperatures in six cities in the USA in January		What is the difference in °C between Chicago's minimum and maximum temperature?																					

<b>25th May</b> 																							
																							
Name this shape _____																							
		What fraction of the shape is shaded?																					
4 6 7 10 13 17 21 23 25 From the list write down the prime numbers	From the list write down the square numbers																						
<table border="1"> <thead> <tr> <th>City</th> <th>Minimum °C</th> <th>Maximum °C</th> </tr> </thead> <tbody> <tr> <td>New York</td> <td>0°C</td> <td>10°C</td> </tr> <tr> <td>Los Angeles</td> <td>8°C</td> <td>18°C</td> </tr> <tr> <td>Chicago</td> <td>-4°C</td> <td>8°C</td> </tr> <tr> <td>Houston</td> <td>11°C</td> <td>20°C</td> </tr> <tr> <td>Boston</td> <td>-2°C</td> <td>13°C</td> </tr> <tr> <td>Anchorage</td> <td>-12°C</td> <td>-5°C</td> </tr> </tbody> </table>		City	Minimum °C	Maximum °C	New York	0°C	10°C	Los Angeles	8°C	18°C	Chicago	-4°C	8°C	Houston	11°C	20°C	Boston	-2°C	13°C	Anchorage	-12°C	-5°C	Which city record the lowest <b>minimum</b> temperature?
City	Minimum °C	Maximum °C																					
New York	0°C	10°C																					
Los Angeles	8°C	18°C																					
Chicago	-4°C	8°C																					
Houston	11°C	20°C																					
Boston	-2°C	13°C																					
Anchorage	-12°C	-5°C																					
The table shows the minimum and maximum daily temperatures in six cities in the USA in January		What is the difference in °C between Chicago's minimum and maximum temperature?																					