
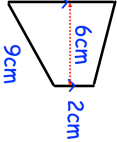
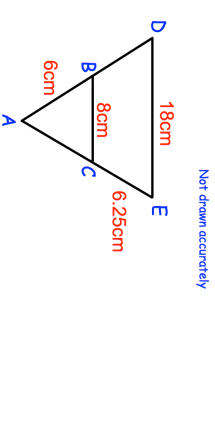


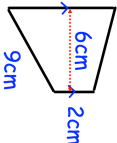
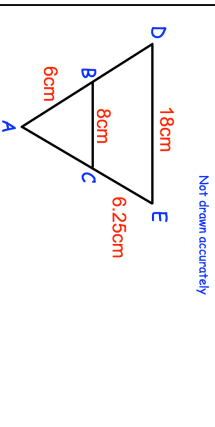



8th November	 Corbettmaths						
Find the area of the trapezium 							
 <p style="text-align: center;"><i>Not drawn accurately</i></p>	Triangle ABC is similar to triangle ADE . Work out the length of DB .						
 <p style="text-align: center;">Exchange Rates</p> <p style="text-align: center;"> $\\$1 : \\1.55 $\pounds1 : \pounds1.24$ </p> <p style="text-align: center;"><small>*Commission Charged</small></p> <p>Terry changes \$651 and €161.20 into pounds sterling. The Post Office deducts their commission and gives Terry £528.</p> <p>What is the percentage commission?</p>							
<p style="text-align: center;">Age Frequency</p> <table style="margin-left: auto; margin-right: auto;"> <tr> <td>$0 \leq a < 10$</td> <td style="text-align: center;">8</td> </tr> <tr> <td>$10 \leq a < 20$</td> <td style="text-align: center;">10</td> </tr> <tr> <td>$20 \leq a < 40$</td> <td style="text-align: center;">2</td> </tr> </table>	$0 \leq a < 10$	8	$10 \leq a < 20$	10	$20 \leq a < 40$	2	Calculate the estimate mean
$0 \leq a < 10$	8						
$10 \leq a < 20$	10						
$20 \leq a < 40$	2						

8th November	 Corbettmaths						
Find the area of the trapezium 							
 <p style="text-align: center;"><i>Not drawn accurately</i></p>	Triangle ABC is similar to triangle ADE . Work out the length of DB .						
 <p style="text-align: center;">Exchange Rates</p> <p style="text-align: center;"> $\\$1 : \\1.55 $\pounds1 : \pounds1.24$ </p> <p style="text-align: center;"><small>*Commission Charged</small></p> <p>Terry changes \$651 and €161.20 into pounds sterling. The Post Office deducts their commission and gives Terry £528.</p> <p>What is the percentage commission?</p>							
<p style="text-align: center;">Age Frequency</p> <table style="margin-left: auto; margin-right: auto;"> <tr> <td>$0 \leq a < 10$</td> <td style="text-align: center;">8</td> </tr> <tr> <td>$10 \leq a < 20$</td> <td style="text-align: center;">10</td> </tr> <tr> <td>$20 \leq a < 40$</td> <td style="text-align: center;">2</td> </tr> </table>	$0 \leq a < 10$	8	$10 \leq a < 20$	10	$20 \leq a < 40$	2	Calculate the estimate mean
$0 \leq a < 10$	8						
$10 \leq a < 20$	10						
$20 \leq a < 40$	2						