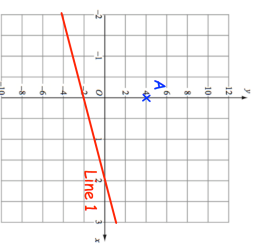
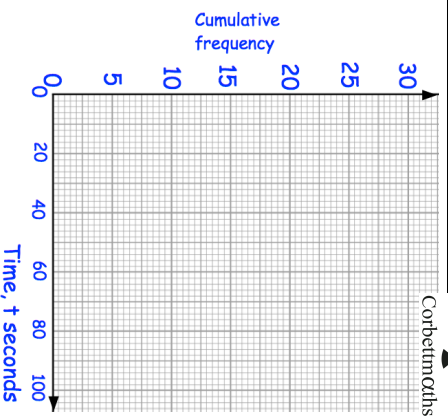


## 6th November

Time, (t)	Cumulative frequency
$0 < t \leq 40$	4
$0 < t \leq 60$	11
$0 < t \leq 70$	16
$0 < t \leq 80$	22
$0 < t \leq 100$	30

Draw a cumulative frequency graph for this information.



Shown is Line 1 and also the point A (0, 4)

Find the equation of Line 1

Write down the equation of the line parallel to Line 1 and that passes through the point A

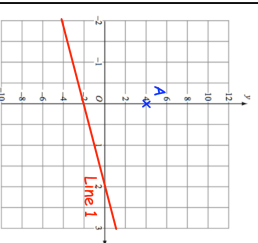
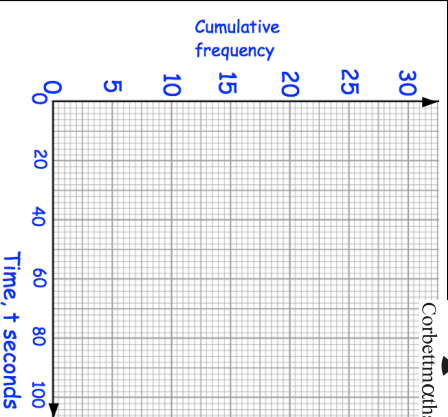
Make m the subject of

$$y - mp = np + 2y$$

## 6th November

Time, (t)	Cumulative frequency
$0 < t \leq 40$	4
$0 < t \leq 60$	11
$0 < t \leq 70$	16
$0 < t \leq 80$	22
$0 < t \leq 100$	30

Draw a cumulative frequency graph for this information.



Shown is Line 1 and also the point A (0, 4)

Find the equation of Line 1

Write down the equation of the line parallel to Line 1 and that passes through the point A

Make m the subject of

$$y - mp = np + 2y$$