

6th October



Evaluate

 $27\frac{2}{3}$

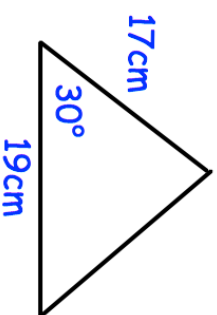
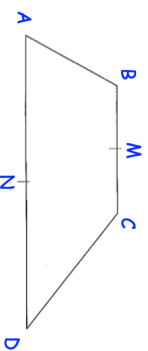
Lowest Value	2
Lower Quartile	7
Median	9
Upper Quartile	10
Highest Value	13

Draw a box plot for the data given

£5200 is invested at 2.8% compound interest per annum.

How many years will it take for the investment to exceed £7000.

Find the area of the triangle.

Find \overrightarrow{CD} 

$$\overrightarrow{AB} = 4a \quad \overrightarrow{BC} = 4b \quad \overrightarrow{AD} = 6b$$

6th October



Evaluate

 $27\frac{2}{3}$

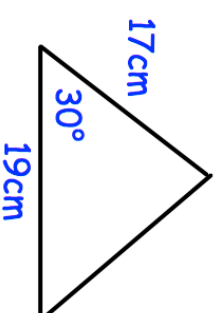
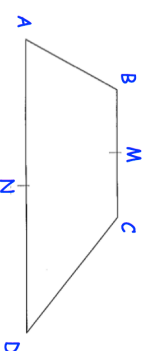
Lowest Value	2
Lower Quartile	7
Median	9
Upper Quartile	10
Highest Value	13

Draw a box plot for the data given

£5200 is invested at 2.8% compound interest per annum.

How many years will it take for the investment to exceed £7000.

Find the area of the triangle.

Find \overrightarrow{CD} 

$$\overrightarrow{AB} = 4a \quad \overrightarrow{BC} = 4b \quad \overrightarrow{AD} = 6b$$