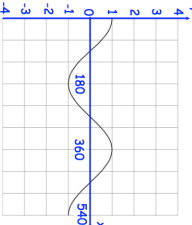

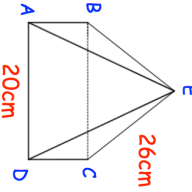
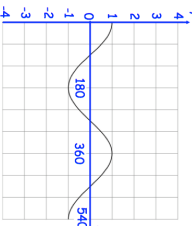

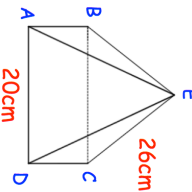


<p>22nd April</p> 	<p>Write down the equation of the graph shown</p> <p style="text-align: right;"> Corbettmaths</p>
<p>The width of a rectangle is equal to the length of each side of a square. The length of the rectangle is 6cm less than 4 times its width.</p> <p>The area of the square is 504cm² less than the area of the rectangle</p>	<p>Find the perimeter of the rectangle.</p>
<p>Write 6 $\frac{1}{\sqrt{2}} + \sqrt{2}$</p> <p>in the form $a\sqrt{2}$, where a is an integer</p>	
<p>Find the value of $\left(\frac{125}{216}\right)^{-\frac{4}{3}}$</p>	
	<p>Shown is a square based pyramid Find the angle between the face ABE and the base ABCD</p>

<p>22nd April</p> 	<p>Write down the equation of the graph shown</p> <p style="text-align: right;"> Corbettmaths</p>
<p>The width of a rectangle is equal to the length of each side of a square. The length of the rectangle is 6cm less than 4 times its width.</p> <p>The area of the square is 504cm² less than the area of the rectangle</p>	<p>Find the perimeter of the rectangle.</p>
<p>Write 6 $\frac{1}{\sqrt{2}} + \sqrt{2}$</p> <p>in the form $a\sqrt{2}$, where a is an integer</p>	
<p>Find the value of $\left(\frac{125}{216}\right)^{-\frac{4}{3}}$</p>	
	<p>Shown is a square based pyramid Find the angle between the face ABE and the base ABCD</p>