
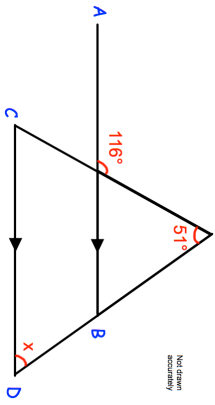
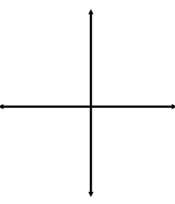
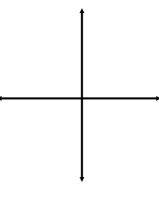
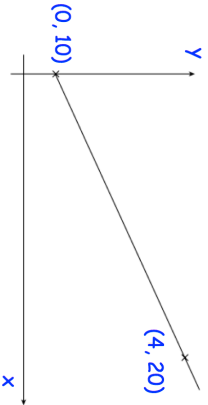
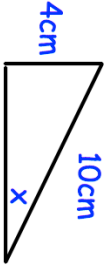

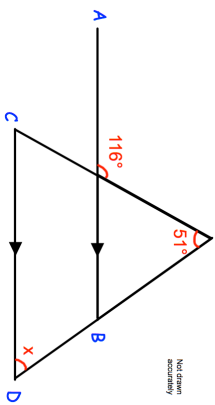
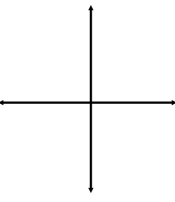
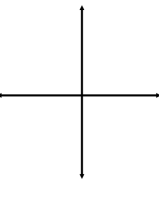
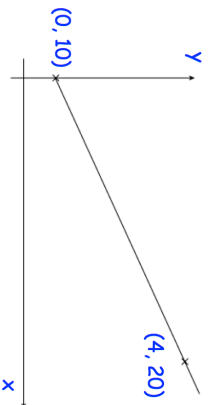
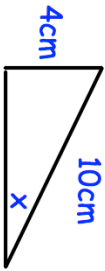


20th August	 Corbettmaths
Use approximations to estimate the value of $\underline{\underline{4.12 \times 1.89}}$ 0.21	
	In the diagram, AB is parallel to CD. Work out the size of angle x.
	
Sketch $y = x^3$	Sketch $y = \frac{1}{x}$ where $x \neq 0$
	Find the equation of this line
Shown is a right angled triangle. 	Find angle x.

20th August	 Corbettmaths
Use approximations to estimate the value of $\underline{\underline{4.12 \times 1.89}}$ 0.21	
	In the diagram, AB is parallel to CD. Work out the size of angle x.
	
Sketch $y = x^3$	Sketch $y = \frac{1}{x}$ where $x \neq 0$
	Find the equation of this line
Shown is a right angled triangle. 	Find angle x.