

Name: \_\_\_\_\_

5-a-day

Foundation Plus

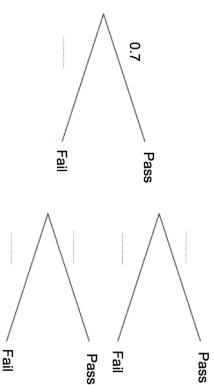
**28th August**

There was 50 club members in June and 72 club members in October.



What was the percentage increase?

Sally Laura



Complete the tree diagram.

Find the probability of both women failing.

Sally and Laura sit their driving tests.

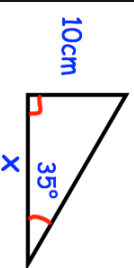
The probability of Sally passing her driving test is 0.7

The probability of Laura passing is 0.8

The  $n$ th term of a sequence is  $6n - 4$   
The  $n$ th term of another sequence is  $10n + 2$

Find any number, less than 150, that are in both sequences

Find  $x$



Name: \_\_\_\_\_

5-a-day

Foundation Plus

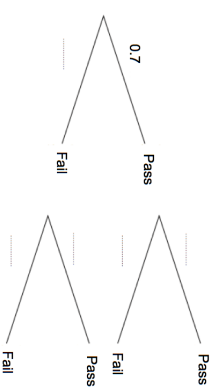
**28th August**

There was 50 club members in June and 72 club members in October.



What was the percentage increase?

Sally Laura



Complete the tree diagram.

Find the probability of both women failing.

Sally and Laura sit their driving tests.

The probability of Sally passing her driving test is 0.7

The probability of Laura passing is 0.8

The  $n$ th term of a sequence is  $6n - 4$   
The  $n$ th term of another sequence is  $10n + 2$

Find any number, less than 150, that are in both sequences

Find  $x$

