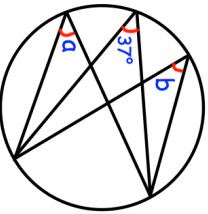

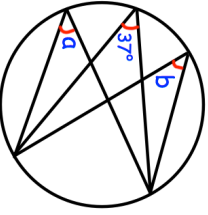



16th August Corbettmaths											
Simplify fully. $(2m^4)^3$											
	Find a and b										
<table border="1"> <tr> <td>Lower Quartile</td> <td>3.4</td> </tr> <tr> <td>Median</td> <td>3.9</td> </tr> <tr> <td>Upper Quartile</td> <td>4.1</td> </tr> <tr> <td>Highest Value</td> <td>5.4</td> </tr> <tr> <td>Range</td> <td>3.7</td> </tr> </table>	Lower Quartile	3.4	Median	3.9	Upper Quartile	4.1	Highest Value	5.4	Range	3.7	Draw a box plot for the information given
Lower Quartile	3.4										
Median	3.9										
Upper Quartile	4.1										
Highest Value	5.4										
Range	3.7										
Mark writes down the day and the date. For example, Monday 14th March. <ul style="list-style-type: none"> - The day of the week begins with a T. - The month begins with a vowel. - The date number is a prime number. 	How many different possibilities are there?										
 <p>Shown is a shape with perimeter $240 + 70\pi$ m</p>	Find the area of the shape.										

16th August Corbettmaths											
Simplify fully. $(2m^4)^3$											
	Find a and b										
<table border="1"> <tr> <td>Lower Quartile</td> <td>3.4</td> </tr> <tr> <td>Median</td> <td>3.9</td> </tr> <tr> <td>Upper Quartile</td> <td>4.1</td> </tr> <tr> <td>Highest Value</td> <td>5.4</td> </tr> <tr> <td>Range</td> <td>3.7</td> </tr> </table>	Lower Quartile	3.4	Median	3.9	Upper Quartile	4.1	Highest Value	5.4	Range	3.7	Draw a box plot for the information given
Lower Quartile	3.4										
Median	3.9										
Upper Quartile	4.1										
Highest Value	5.4										
Range	3.7										
Mark writes down the day and the date. For example, Monday 14th March. <ul style="list-style-type: none"> - The day of the week begins with a T. - The month begins with a vowel. - The date number is a prime number. 	How many different possibilities are there?										
 <p>Shown is a shape with perimeter $240 + 70\pi$ m</p>	Find the area of the shape.										