

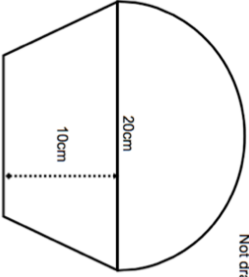


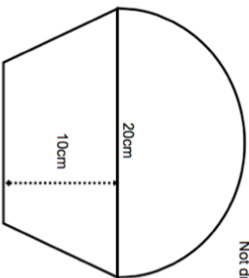


27th July	 Corbettmaths								
Find the perimeter of the rectangle.	$\frac{7}{9} m$  $\frac{1}{5} m$								
James bought a house. In the first Year the value of the house decreased by 5%. In the second year the value of the house increased by 5%.	Is the house worth more, less, or the same as what James paid for it?								
<table border="1"> <thead> <tr> <th>Age</th> <th>Frequency</th> </tr> </thead> <tbody> <tr> <td><math>0 &lt; A \leq 10</math></td> <td>5</td> </tr> <tr> <td><math>10 &lt; A \leq 20</math></td> <td>9</td> </tr> <tr> <td><math>20 &lt; A \leq 40</math></td> <td>6</td> </tr> </tbody> </table>	Age	Frequency	$0 < A \leq 10$	5	$10 < A \leq 20$	9	$20 < A \leq 40$	6	Calculate an estimate of the mean.
Age	Frequency								
$0 < A \leq 10$	5								
$10 < A \leq 20$	9								
$20 < A \leq 40$	6								
Shown is a logo.  Not drawn accurately	Calculate the area of the logo.								

27th July	 Corbettmaths								
Find the perimeter of the rectangle.	$\frac{7}{9} m$  $\frac{1}{5} m$								
James bought a house. In the first year the value of the house decreased by 5%. In the second year the value of the house increased by 5%.	Is the house worth more, less, or the same as what James paid for it?								
<table border="1"> <thead> <tr> <th>Age</th> <th>Frequency</th> </tr> </thead> <tbody> <tr> <td><math>0 &lt; A \leq 10</math></td> <td>5</td> </tr> <tr> <td><math>10 &lt; A \leq 20</math></td> <td>9</td> </tr> <tr> <td><math>20 &lt; A \leq 40</math></td> <td>6</td> </tr> </tbody> </table>	Age	Frequency	$0 < A \leq 10$	5	$10 < A \leq 20$	9	$20 < A \leq 40$	6	Calculate an estimate of the mean.
Age	Frequency								
$0 < A \leq 10$	5								
$10 < A \leq 20$	9								
$20 < A \leq 40$	6								
Shown is a logo.  Not drawn accurately	Calculate the area of the logo.								