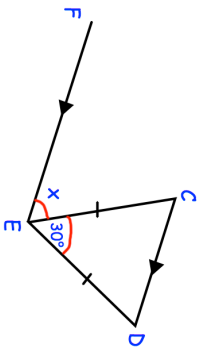
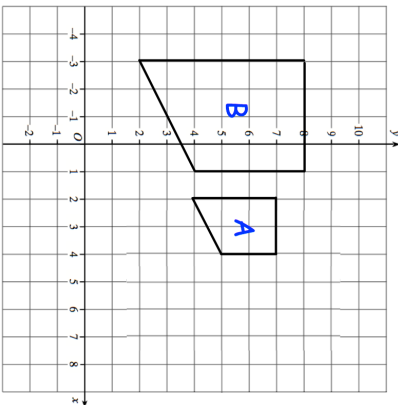
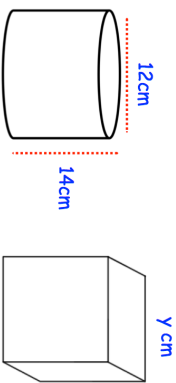
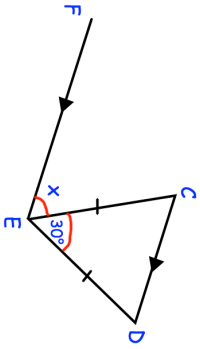
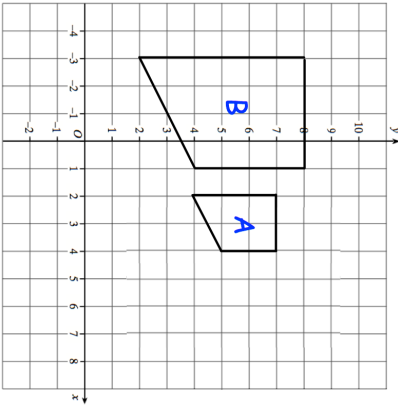
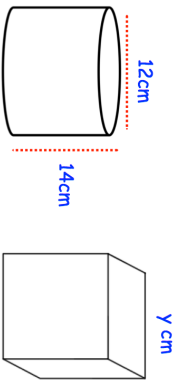


<p>6th July</p> <p style="text-align: right;">Corbettmaths</p> $4\frac{1}{4} - 2\frac{5}{7}$	
	<p>Triangle CDE is isosceles. CD is parallel to FE. Angle CED = 30° Work out the size of angle x.</p>
	<p>Describe fully the single transformation that maps shape A onto shape B.</p>
	<p>A cube has side length y cm. The volume of the cylinder is double the volume of the cube. Find y</p>

<p>6th July</p> <p style="text-align: right;">Corbettmaths</p> $4\frac{1}{4} - 2\frac{5}{7}$	
	<p>Triangle CDE is isosceles. CD is parallel to FE. Angle CED = 30° Work out the size of angle x.</p>
	<p>Describe fully the single transformation that maps shape A onto shape B.</p>
	<p>A cube has side length y cm. The volume of the cylinder is double the volume of the cube. Find y</p>