
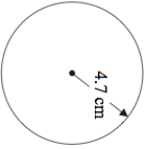
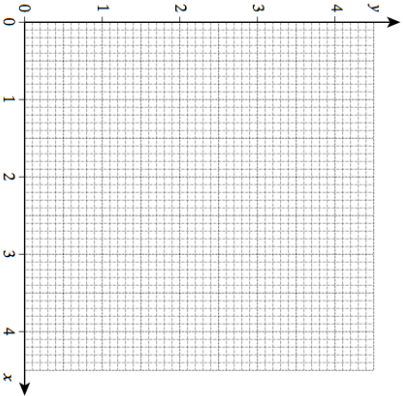

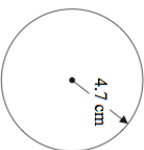
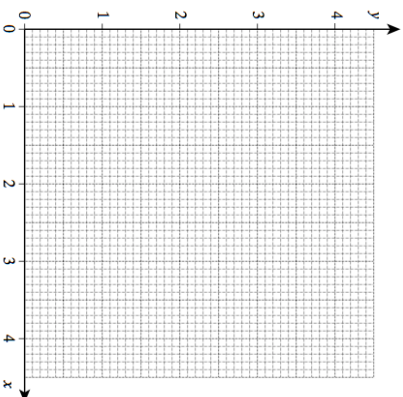


| | | | | | | | | | | | | | |
|---|--|---|---|---|---|---|---|---|--|--|--|--|--|
| <p>26th July</p>  | <p>Corbettmaths</p> <p>In 5 games, a footballer scores: 1 2 1 3 4</p> <p>What is the median? What is the range?</p> | | | | | | | | | | | | |
| <p>Factorise</p> <p>$y^2 + 8y$</p> | | | | | | | | | | | | | |
| <p>Work out the circumference of this circle.</p>  | | | | | | | | | | | | | |
|  | <p>Complete the table of values for $y = \frac{1}{2}x + 2$</p> <table border="1" data-bbox="496 577 564 981"> <tr> <td>x</td> <td>0</td> <td>1</td> <td>2</td> <td>3</td> <td>4</td> </tr> <tr> <td>y</td> <td></td> <td></td> <td></td> <td></td> <td></td> </tr> </table> <p>On the grid, draw the graph of $y = \frac{1}{2}x + 2$</p> | x | 0 | 1 | 2 | 3 | 4 | y | | | | | |
| x | 0 | 1 | 2 | 3 | 4 | | | | | | | | |
| y | | | | | | | | | | | | | |

| | | | | | | | | | | | | | |
|---|--|---|---|---|---|---|---|---|--|--|--|--|--|
| <p>26th July</p>  | <p>Corbettmaths</p> <p>In 5 games, a footballer scores: 1 2 1 3 4</p> <p>What is the median? What is the range?</p> | | | | | | | | | | | | |
| <p>Factorise</p> <p>$y^2 + 8y$</p> | | | | | | | | | | | | | |
| <p>Work out the circumference of this circle.</p>  | | | | | | | | | | | | | |
|  | <p>Complete the table of values for $y = \frac{1}{2}x + 2$</p> <table border="1" data-bbox="496 1666 564 2069"> <tr> <td>x</td> <td>0</td> <td>1</td> <td>2</td> <td>3</td> <td>4</td> </tr> <tr> <td>y</td> <td></td> <td></td> <td></td> <td></td> <td></td> </tr> </table> <p>On the grid, draw the graph of $y = \frac{1}{2}x + 2$</p> | x | 0 | 1 | 2 | 3 | 4 | y | | | | | |
| x | 0 | 1 | 2 | 3 | 4 | | | | | | | | |
| y | | | | | | | | | | | | | |