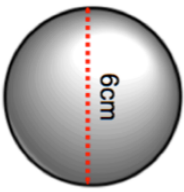
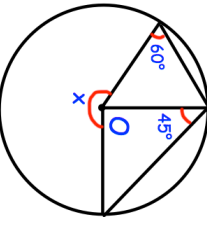
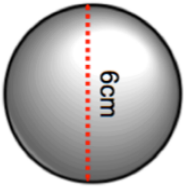
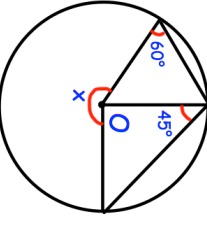


4th July	Corbettmaths												
Expand fully. $x(x + 1)(x - 2)$													
	Give your answer in terms of π												
													
Find the volume of this sphere.	Find x												
													
Henry has 20 apples in a crate. The masses of the apples are shown in the table.	<table border="1"> <thead> <tr> <th>Mass, m grams</th> <th>Frequency</th> </tr> </thead> <tbody> <tr> <td>$50 < m \leq 70$</td> <td>2</td> </tr> <tr> <td>$70 < m \leq 80$</td> <td>3</td> </tr> <tr> <td>$80 < m \leq 85$</td> <td>6</td> </tr> <tr> <td>$85 < m \leq 90$</td> <td>5</td> </tr> <tr> <td>$90 < m \leq 110$</td> <td>4</td> </tr> </tbody> </table>	Mass, m grams	Frequency	$50 < m \leq 70$	2	$70 < m \leq 80$	3	$80 < m \leq 85$	6	$85 < m \leq 90$	5	$90 < m \leq 110$	4
Mass, m grams	Frequency												
$50 < m \leq 70$	2												
$70 < m \leq 80$	3												
$80 < m \leq 85$	6												
$85 < m \leq 90$	5												
$90 < m \leq 110$	4												
Draw a histogram to represent the data.	Henry takes two apples from the crate at random, without replacement.												
	Work out the probability that both apples are over 90g.												

4th July	Corbettmaths												
Expand fully. $x(x + 1)(x - 2)$													
	Give your answer in terms of π												
													
Find the volume of this sphere.	Find x												
													
Henry has 20 apples in a crate. The masses of the apples are shown in the table.	<table border="1"> <thead> <tr> <th>Mass, m grams</th> <th>Frequency</th> </tr> </thead> <tbody> <tr> <td>$50 < m \leq 70$</td> <td>2</td> </tr> <tr> <td>$70 < m \leq 80$</td> <td>3</td> </tr> <tr> <td>$80 < m \leq 85$</td> <td>6</td> </tr> <tr> <td>$85 < m \leq 90$</td> <td>5</td> </tr> <tr> <td>$90 < m \leq 110$</td> <td>4</td> </tr> </tbody> </table>	Mass, m grams	Frequency	$50 < m \leq 70$	2	$70 < m \leq 80$	3	$80 < m \leq 85$	6	$85 < m \leq 90$	5	$90 < m \leq 110$	4
Mass, m grams	Frequency												
$50 < m \leq 70$	2												
$70 < m \leq 80$	3												
$80 < m \leq 85$	6												
$85 < m \leq 90$	5												
$90 < m \leq 110$	4												
Draw a histogram to represent the data.	Henry takes two apples from the crate at random, without replacement.												
	Work out the probability that both apples are over 90g.												