

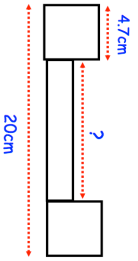


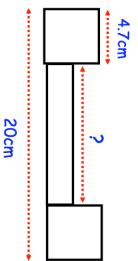


<p>20th July</p> <p>Create a tally chart and draw a bar chart for this information:</p> <p>Red Green Red Blue White Red Red Blue White Red Blue White Green Blue Red Red White Red Blue Red White</p>	<p style="text-align: right;">Corbettmaths</p> 
<p>The temperature on Monday was 3°C</p> <p>On Tuesday it was 10°C colder.</p> <p>Show this temperature on the thermometer.</p>	
<p>Arrange these lengths in order from shortest to longest.</p> <p>30 centimetres 800 metres 0.5 kilometres 99 millimetres</p>	
<p>Two identical squares and a rectangle are drawn below.</p> 	<p>Find the length of the rectangle.</p>

<p>20th July</p> <p>Create a tally chart and draw a bar chart for this information:</p> <p>Red Green Red Blue White Red Red Blue White Red Blue White Green Blue Red Red White Red Blue Red White</p>	<p style="text-align: right;">Corbettmaths</p> 
<p>The temperature on Monday was 3°C</p> <p>On Tuesday it was 10°C colder.</p> <p>Show this temperature on the thermometer.</p>	
<p>Arrange these lengths in order from shortest to longest.</p> <p>30 centimetres 800 metres 0.5 kilometres 99 millimetres</p>	
<p>Two identical squares and a rectangle are drawn below.</p> 	<p>Find the length of the rectangle.</p>