


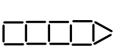
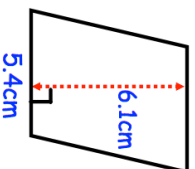



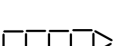


6th November		Corbettmaths											
Work out the value of 0.2×0.8													
Patterns are made of sticks		Complete the table for Pattern 4.											
Pattern 1  Pattern 2  Pattern 3  Pattern 4 		<table border="1"> <thead> <tr> <th>Pattern Number</th> <th>1</th> <th>2</th> <th>3</th> <th>4</th> </tr> </thead> <tbody> <tr> <td>Number of Sticks</td> <td>6</td> <td>9</td> <td>12</td> <td></td> </tr> </tbody> </table>	Pattern Number	1	2	3	4	Number of Sticks	6	9	12		
Pattern Number	1	2	3	4									
Number of Sticks	6	9	12										
Sketch Pattern 5		Which pattern will have 30 sticks?											
Work out the area of the parallelogram.													
Work out $13 \div 0.32$													
Write down your full calculator display.		Give your answer to one significant figure.											



6th November		Corbettmaths											
Work out the value of 0.2×0.8													
Patterns are made of sticks		Complete the table for Pattern 4.											
Pattern 1  Pattern 2  Pattern 3  Pattern 4 		<table border="1"> <thead> <tr> <th>Pattern Number</th> <th>1</th> <th>2</th> <th>3</th> <th>4</th> </tr> </thead> <tbody> <tr> <td>Number of Sticks</td> <td>6</td> <td>9</td> <td>12</td> <td></td> </tr> </tbody> </table>	Pattern Number	1	2	3	4	Number of Sticks	6	9	12		
Pattern Number	1	2	3	4									
Number of Sticks	6	9	12										
Sketch Pattern 5		Which pattern will have 30 sticks?											
Work out the area of the parallelogram.													
Work out $13 \div 0.32$													
Write down your full calculator display.		Give your answer to one significant figure.											

