



Calculate $52 + 165$

$$\begin{array}{r} 165 \\ + 52 \\ \hline 217 \end{array}$$

Work out $471 - 356$

$$\begin{array}{r} 471 \\ - 356 \\ \hline 115 \end{array}$$

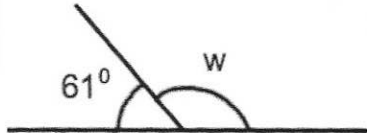
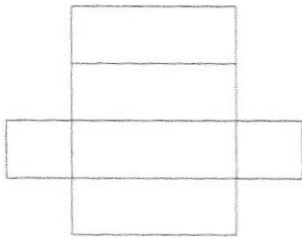


Diagram not drawn accurately

Find the size of the angle w .

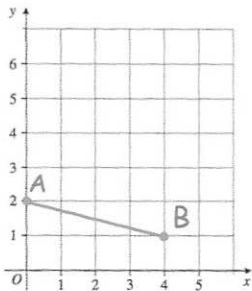
$$119^\circ$$



Shown is a net for a solid.

Write down the name of the solid.

cuboid



Write the coordinates of point A

$(0, 2)$

Write the coordinates of point B

$(4, 1)$

Choose a sensible **metric** unit for the following

The distance from Bath to London

is 179 km

The height of the tallest living person is

246 cm