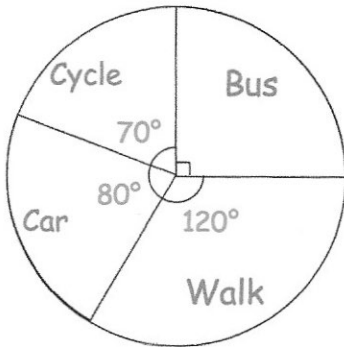




The pie charts shows how a group of students travel to school.

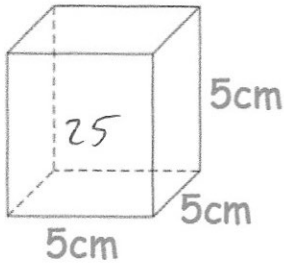


What is the most popular method for students to travel to school?

Walking

What fraction of students walk to school?

$\frac{1}{3}$



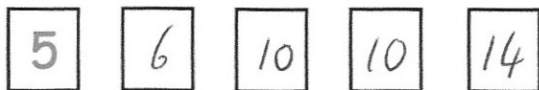
$$5 \times 5 = 25$$

$$25 \times 6 = 150$$

Work out the surface area of the cube. State the units of your answer.

150 cm^2

Shown below are five cards which are arranged in order from smallest to largest



The range of the cards is 9. $5 + 9 = 14$
 The median of the cards is 10. middle.
 The mean of the cards is 9. add to 45
 Work out the 4 missing numbers.

Jack has some coins

2p 5p 10p 20p 50p £1 £2

He gives two coins to Andrew.

One coin is 20% of the other.

List all the possible pairs of coins Jack could give Andrew.

10p, 2p
 50p, 10p
 £1, 20p