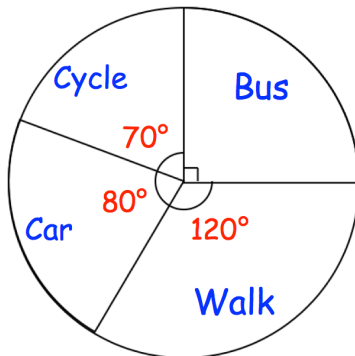


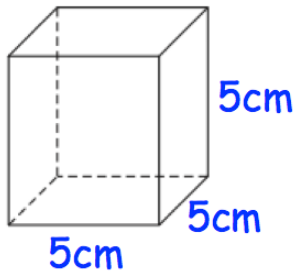


The pie charts shows how a group of students travel to school.




What is the most popular method for students to travel to school?

What fraction of students walk to school?



Work out the surface area of the cube.  
State the units of your answer.

Shown below are five cards which are arranged in order from smallest to largest



The range of the cards is 9.  
The median of the cards is 10.  
The mean of the cards is 9.  
Work out the 4 missing numbers.

Jack has some coins

2p 5p 10p 20p 50p £1 £2

He gives two coins to Andrew.

One coin is 20% of the other.

List all the possible pairs of coins Jack could give Andrew.