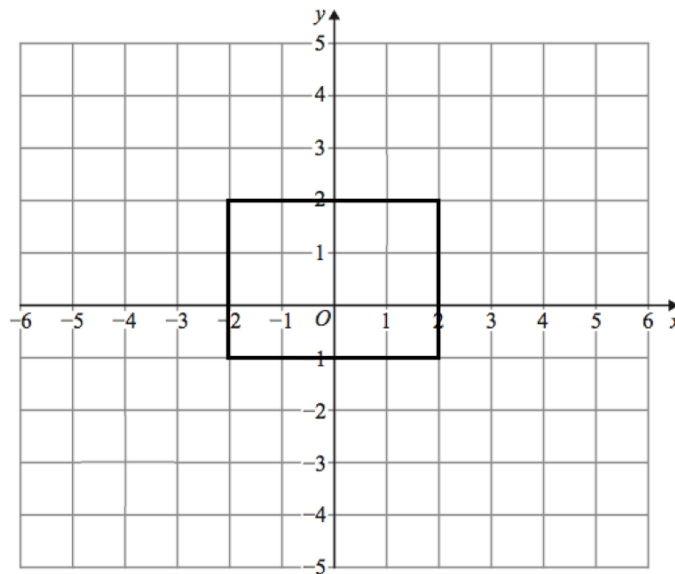




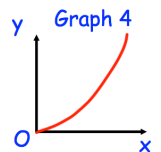
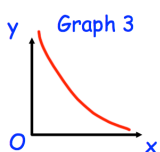
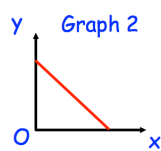
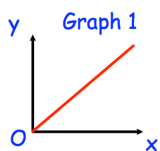
Find the lowest common multiple (LCM) of 16 and 28

Make x the subject of the formula

$$A = \sqrt[3]{\frac{4x}{5}}$$



Enlarge the rectangle by scale factor $\frac{1}{2}$, using centre of enlargement (6, 0).



One of the graphs could show that y is inversely proportional to x .

Which graph?