

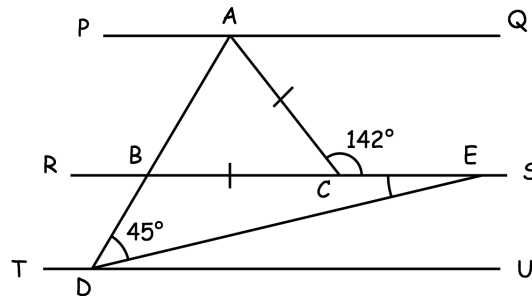


Use approximations to estimate the value of

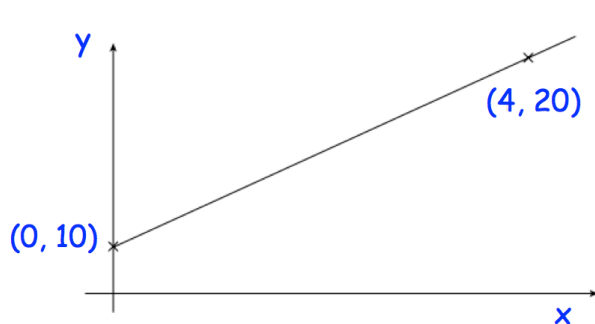
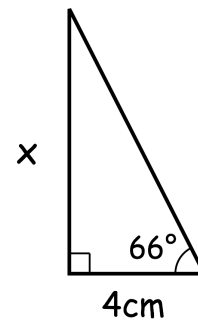
$$\frac{4.12 \times 1.89}{0.21}$$

Lines PQ, RS & TU are parallel.

Find angle BED



Find x



Find the equation of this line

There are only red, green and blue pens in a box.

There are twice as many green pens as red pens.

There are five times as many blue pens as red pens.

Work out the probability of a green pen being picked at random from the box.