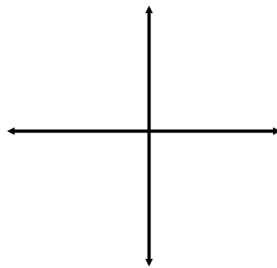


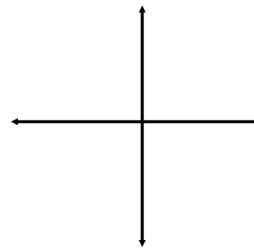
The scatter graph shows the time spent revising and the test scores of seven students.

Another student has spent 4.5 hours revising.
Estimate their test result.

A student scored 55%
Estimate how much time they spent revising.



Sketch $y = x^3$

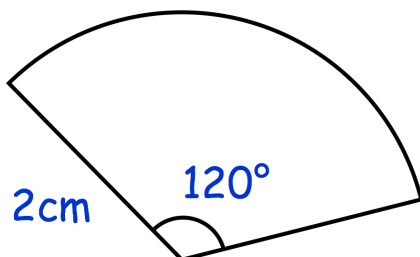


Sketch $y = \frac{1}{x}$ where $x \neq 0$

A line has equation $y = 5x - 4$

Write down the gradient of the line

Write down the coordinates of the y-intercept of the line



Calculate the perimeter of this sector.