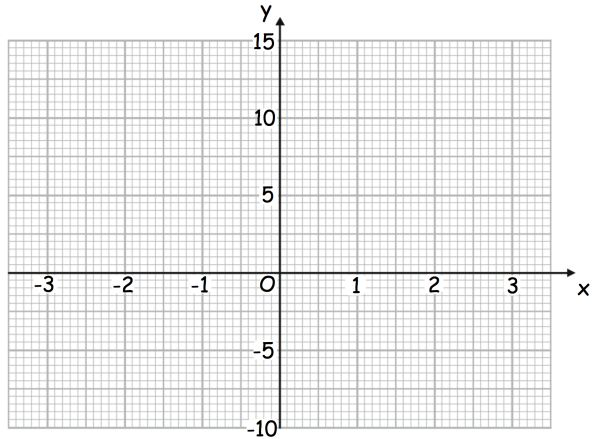
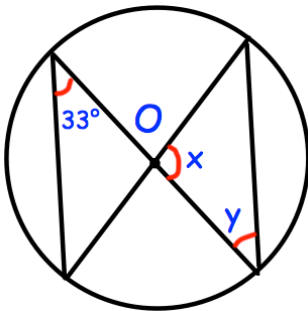




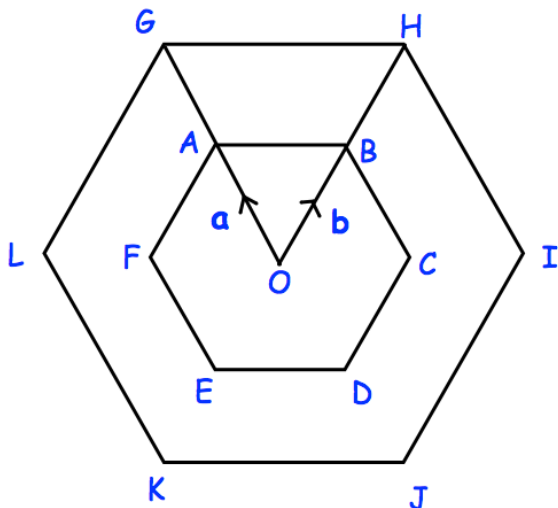
Draw $y = x^2 - x - 5$



Use your graph to find an estimate for the coordinates of the turning point.



Find x and y



Write down a vector for \overrightarrow{OE}

Write down a vector for \overrightarrow{LI}

ABCDEF and GHIJKL are regular hexagons with centre O.
GHIJKL is an enlargement of ABCDEF, with scale factor 2.