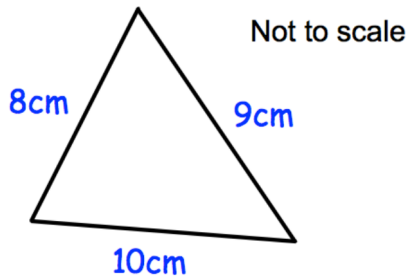
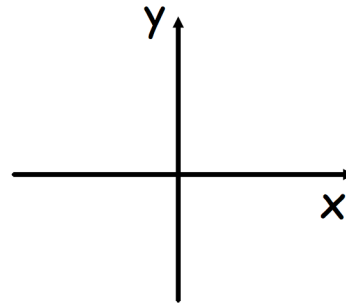




How many points of intersection do the graphs below have?

$$x^2 + y^2 = 36$$

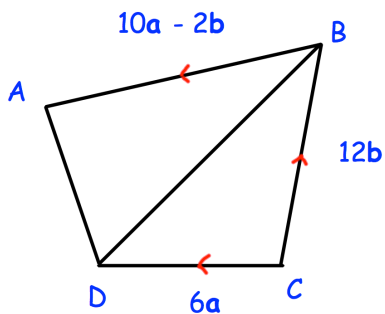
$$y = -\frac{1}{x}$$



Calculate the area of the triangle

Simplify

$$(32x^{20})^{\frac{3}{5}}$$



ABCD is a quadrilateral

Y is a point on DB such that
DY:YB = 1:2

Prove

$$\vec{CY} = \frac{2}{5}\vec{CA}$$