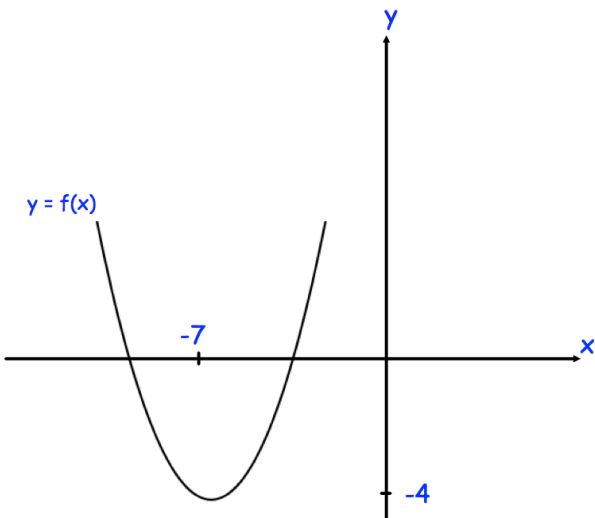


The total surface area of the cone is $48\pi \text{ cm}^2$
Calculate y .

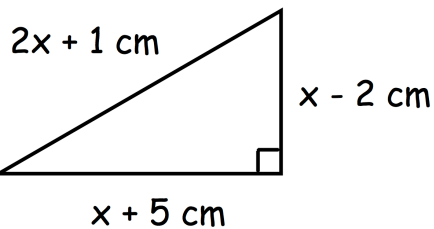
Shown is the graph of $y = f(x)$



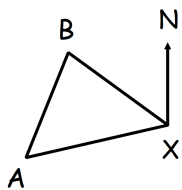
The graph of $y = f(x + a) + b$ has a minimum point at the origin, where a and b are constants.

Write down the values of a and b .

Sketch $y = -f(x)$



Shown is a right angled triangle
Find x



Ship A is 100km from X on a bearing of 258°
Ship B is 75km from X on a bearing of 312°

Calculate the bearing of A from B.