

Similar Shapes: Sides 1

Video 292 on www.corbettmaths.com

Examples



Click here



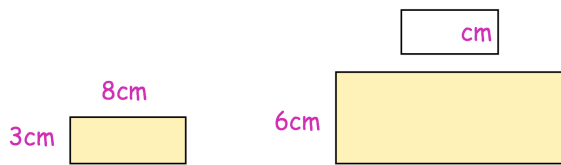
Scan here

Workout

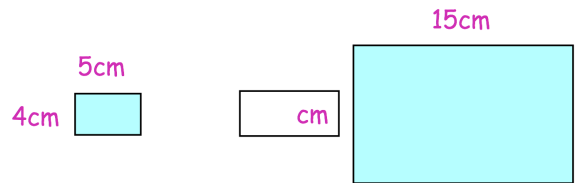
*The diagrams in this exercises are not drawn to scale.

Question 1: Below are pairs of similar shapes.
Find the missing lengths.

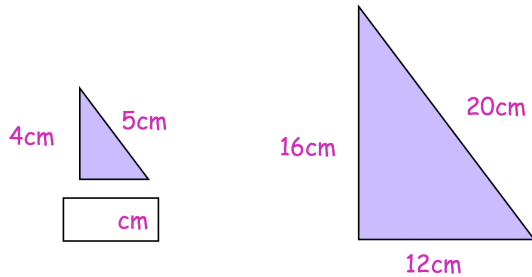
(a)



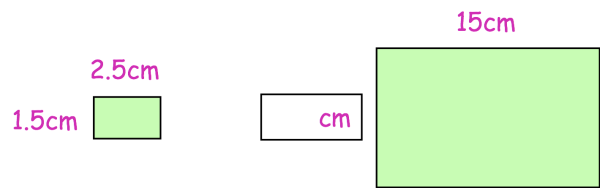
(b)



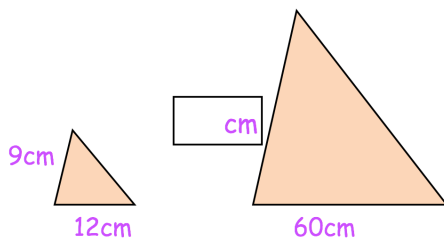
(c)



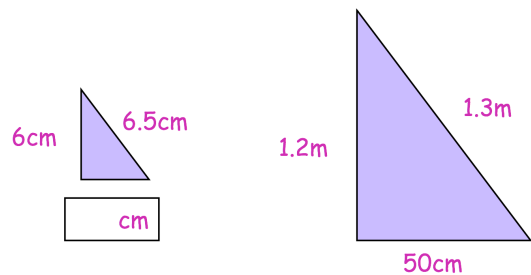
(d)



(e)

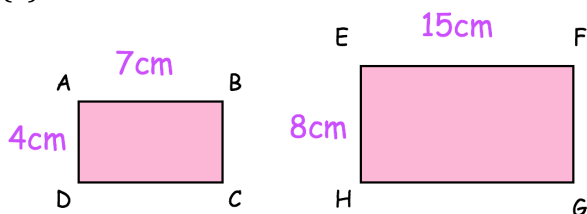


(f)

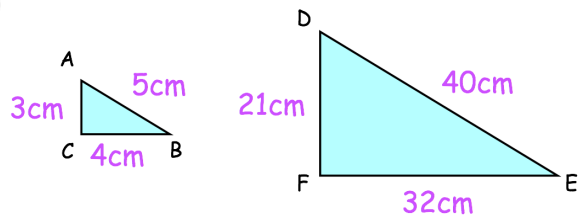


Question 2: These pairs of shapes are **not** similar.
Explain why.

(a)

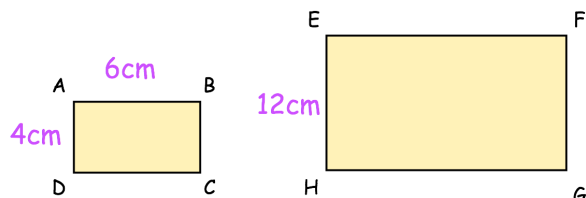


(b)



Question 3: Rectangles ABCD and EFGH are similar.

Work out the size of EF

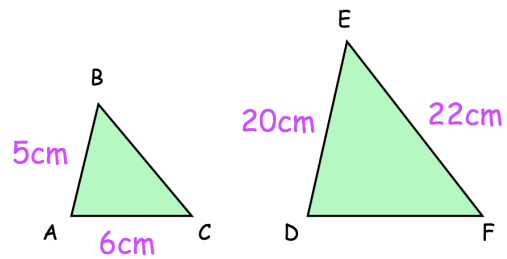


Similar Shapes: Sides 1

Video 292 on www.corbettmaths.com

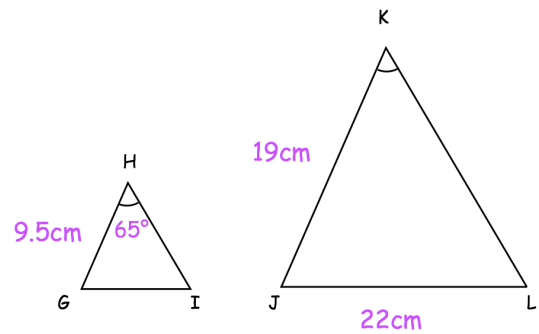
Question 4: Triangles ABC and DEF are similar.

- (a) Work out the length of DF
- (b) Work out the length of BC



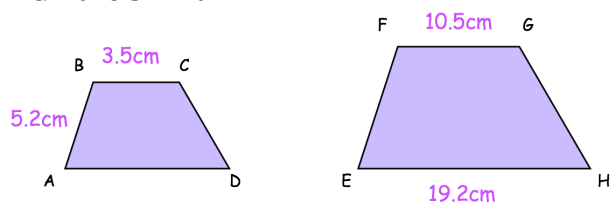
Question 5: Triangles GHI and JKL are similar.

- (a) Write down the size of angle JKL
- (b) Work out the length of GI



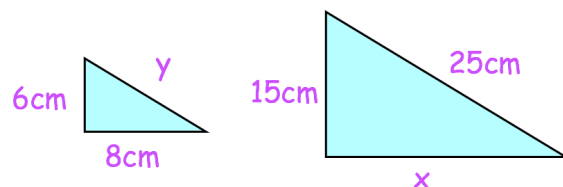
Question 6: Trapezium ABCD and trapezium EFGH are similar.

- (a) Work out the length of EF
- (b) Work out the length of AD



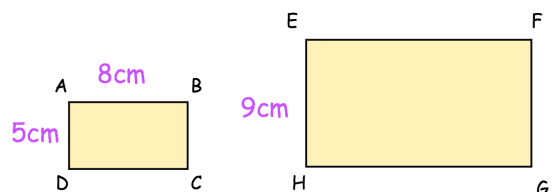
Question 7: The triangles below are similar

- (a) Find the size of x
- (b) Find the size of y



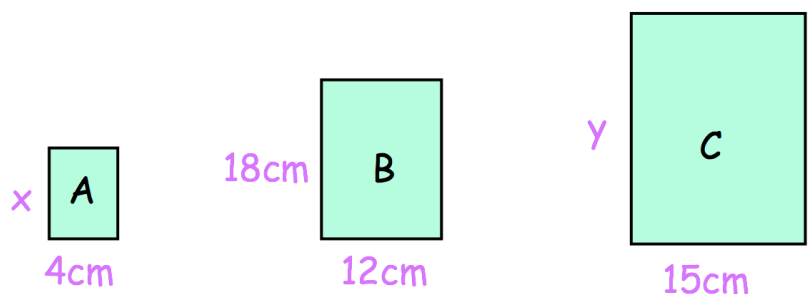
Question 8: Rectangles ABCD and EFGH are similar.

Work out the length of EF



Question 9: The diagram shows three similar rectangles.

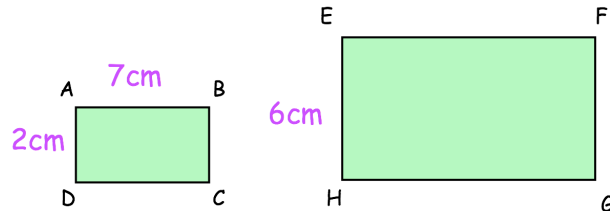
- (a) Work out the size of x
- (b) Work out the size of y



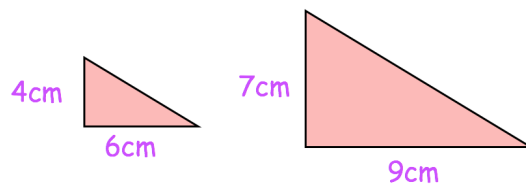
Apply

Question 1: Rectangles ABCD and EFGH are similar

Find the area of rectangle EFGH



Question 2: Here are two triangles



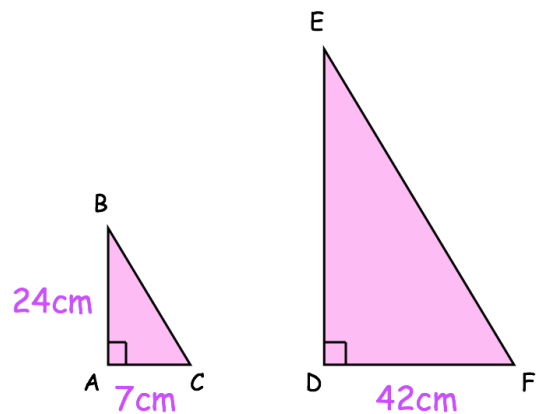
Finley says "the two triangles are similar because 3cm has been added to both the height and base of the smaller triangle."

Explain why Finley is incorrect.


Question 3: ABC and DEF are similar right angled triangles.

$AB = 24\text{cm}$ $AC = 7\text{cm}$ $DF = 42\text{cm}$

Work out the length of EF.



Answers



Click here



Scan here